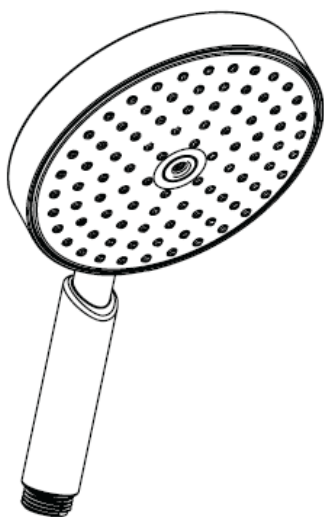
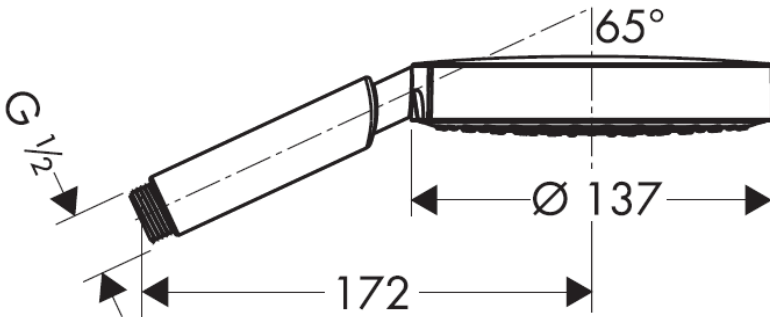
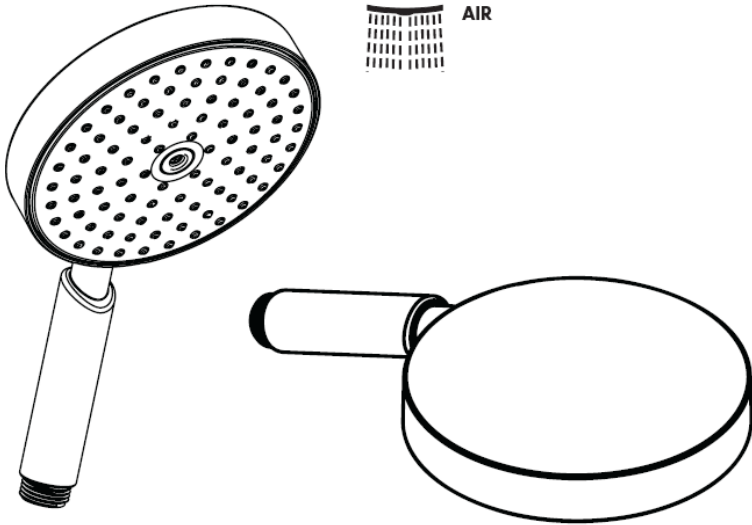


Montageanleitung



Raindance S 150 AIR
28505000

hansgrohe

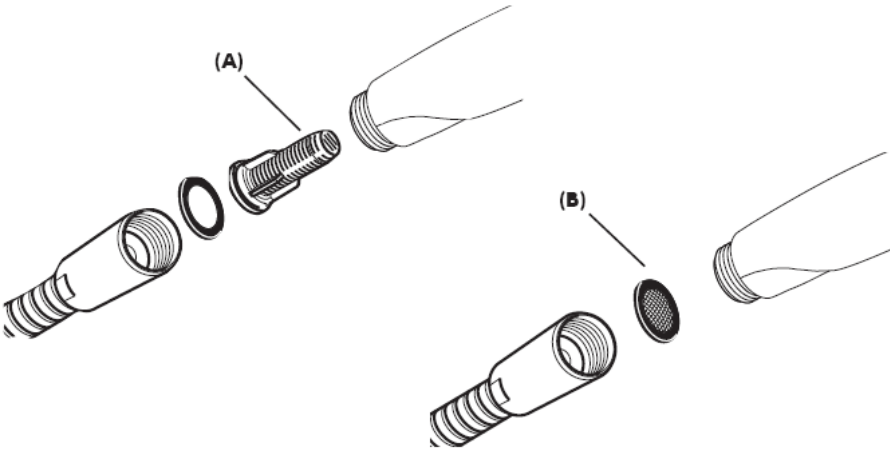


Technische Daten

Betriebsdruck: max. 0,6 MPa
Empfohlener Betriebsdruck: 0,1 – 0,4 MPa
Heißwassertemperatur: max. 60° C
(1 MPa = 10 bar = 147 PSI)

Der beige packte Filtereinsatz (A) muss eingebaut werden, um den Normdurchfluss der Handbrause zu gewährleisten und um Schmutzeinspülungen aus dem Leitungsnetz zu vermeiden. Wird ein größerer Wasserdurchfluss gewünscht, muss anstelle des Filtereinsatzes (A) die Siebdichtung (B) eingesetzt werden.

Schmutzeinspülungen können die Funktion beeinträchtigen und/oder zu Beschädigungen an Funktionsteilen der Handbrause führen, für hieraus ergebende Schäden haftet Hansgrohe nicht.

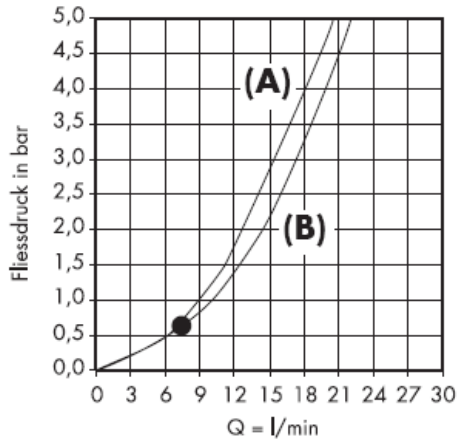


Mit Filtereinsatz (A)

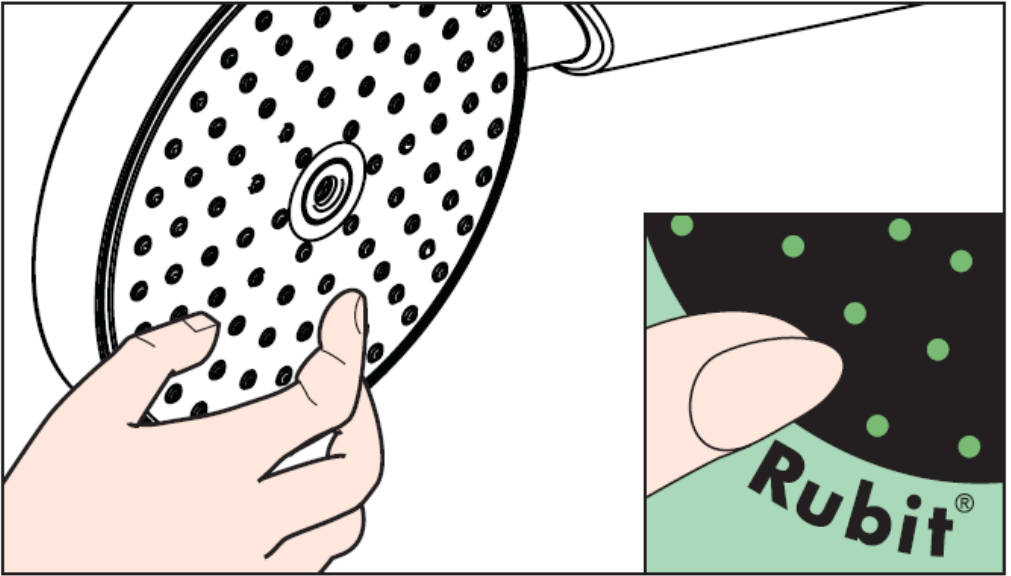
Mit Siebdichtung (B)

Ab • ist die Funktion gewährleistet.

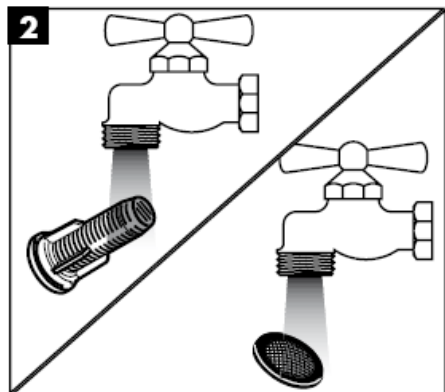
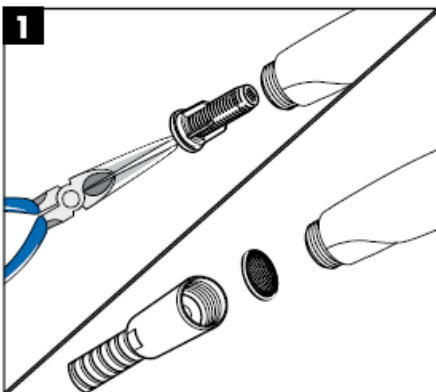
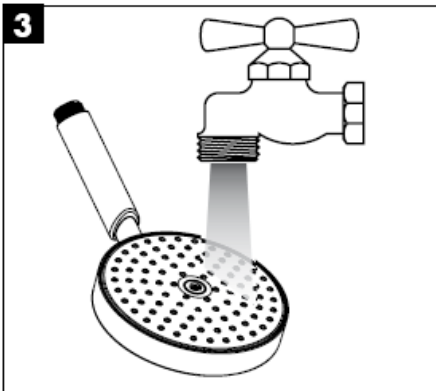
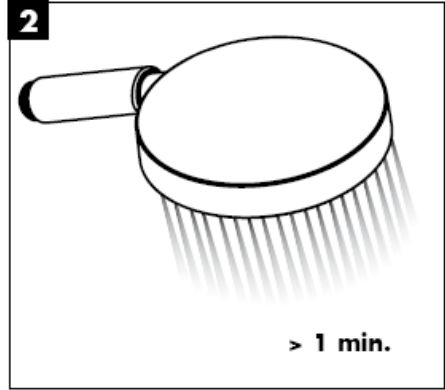
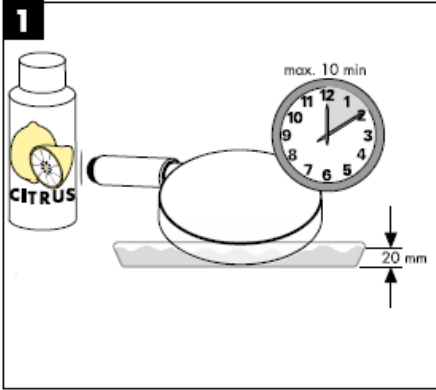
Die Handbrause ist für den Einsatz mit Durchlauferhitzern ab einer Leistung von 21 kW und einem Mindestdurchfluss von 7 l/min geeignet.



Mit Rubit®, der manuellen Reinigungsfunktion können die Strahlformer durch einfaches rubbeln vom Kalk befreit werden.

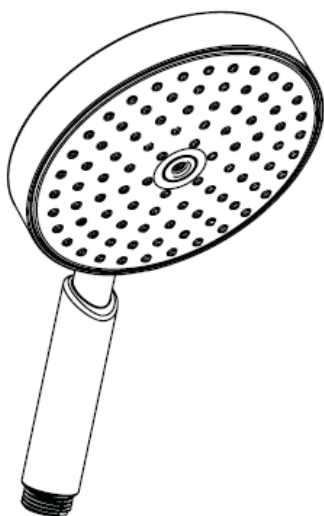


Reinigung



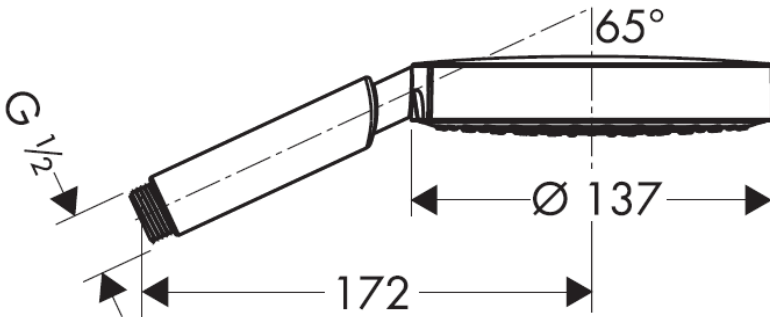
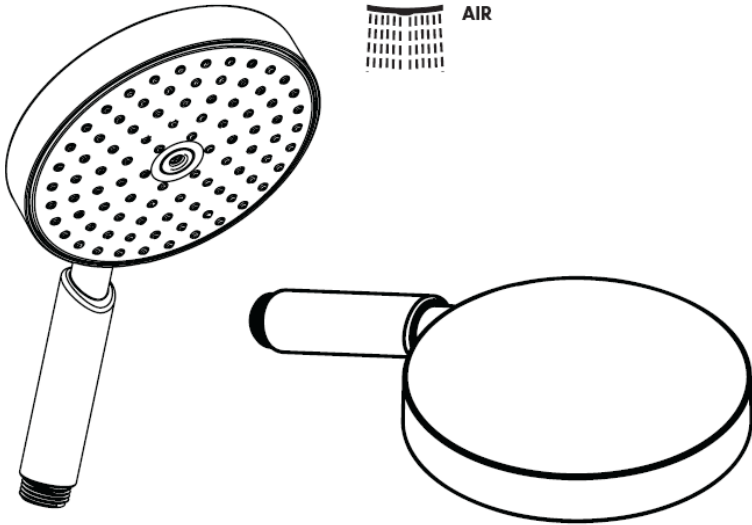
hansgrohe

Instructions de montage



Raindance S 150 AIR
28505000

hansgrohe



Informations techniques

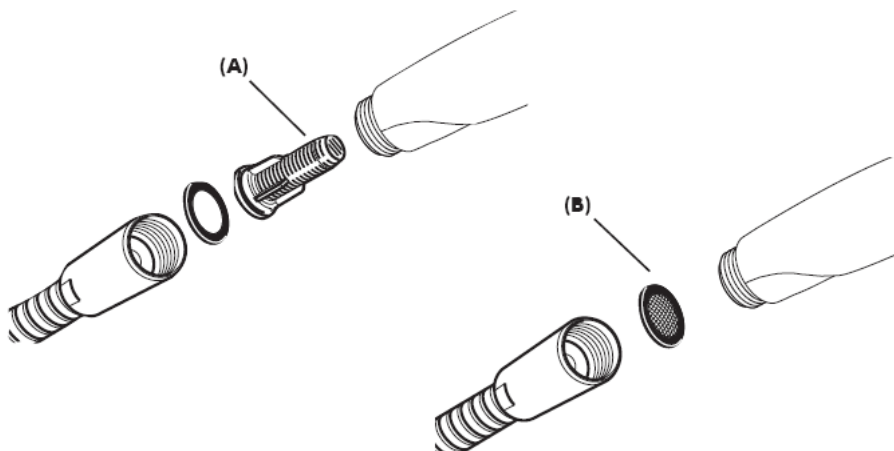
Pression de service autorisée: max. 0,6 MPa
Pression de service conseillée: 0,1 – 0,4 MPa

Température max. d'eau chaude: max. 60° C

(1 MPa = 10 bar = 147 PSI)

L'élément-filtre (A), pièce jointe, doit être installé pour garantir le débit normalisé et pour éviter l'infiltration d'impuretés venant du réseau. Si l'on désire un débit plus important, il faut remplacer l'élément-filtre (A) par le joint-filtre (B).

L'infiltration d'impuretés peut réduire ou détériorer le fonctionnement de la douchette, Hansgrohe ne se porte pas garant pour les dommages en résultant.

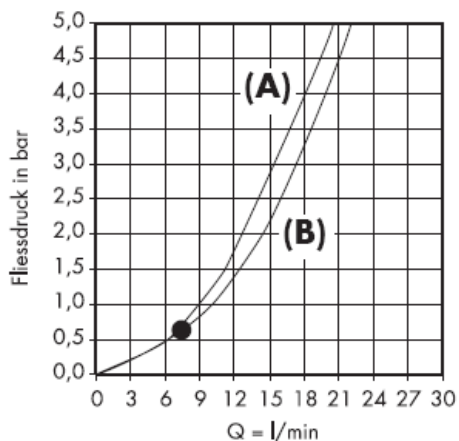


Avec élément-filtre (A)

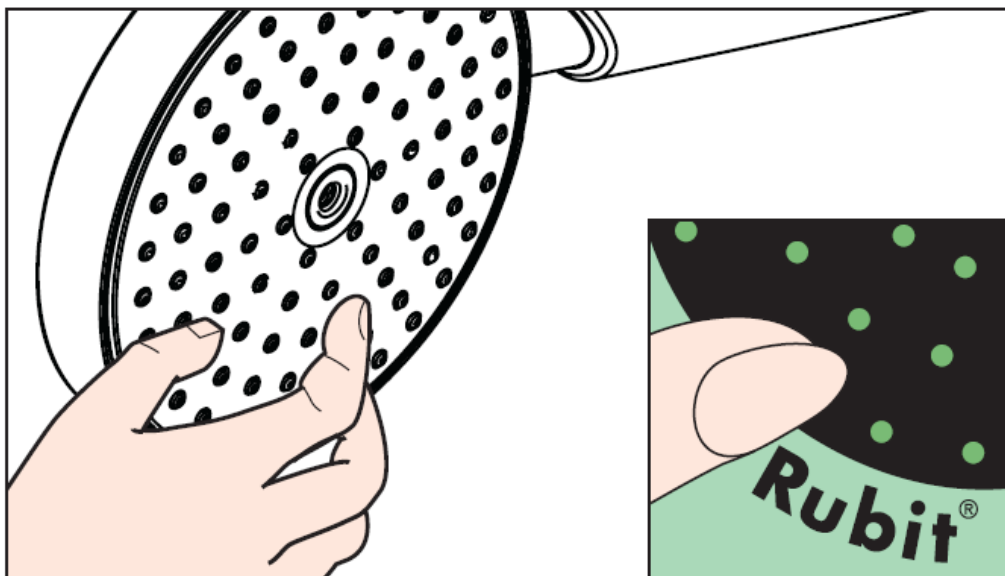
Avec joint- filtre (B)

A partir de • le
fonctionnement est garanti.

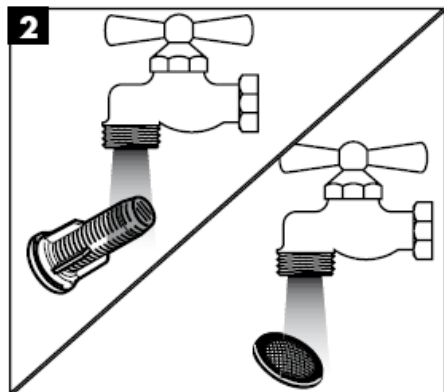
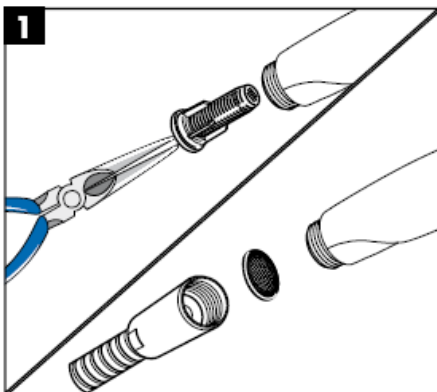
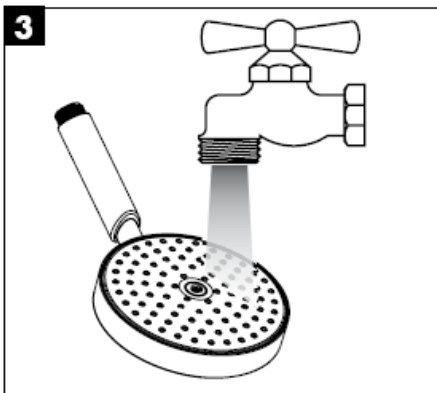
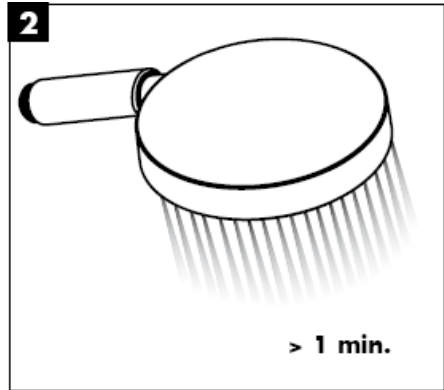
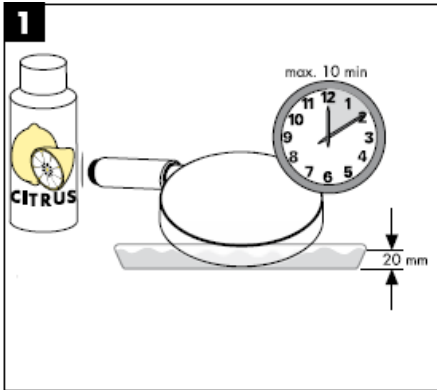
La douchette à main
fonctionne avec chauffe-
eau à partir de 21 kW et un
débit minimum de 7 l/min.



La pomme de douche est équipée de Rubit®, le système anticalcaire manuel. Les dépôts de calcaire s'enlèvent en frottant avec un doigt ou avec une éponge sur les ouvertures de jets élastiques.

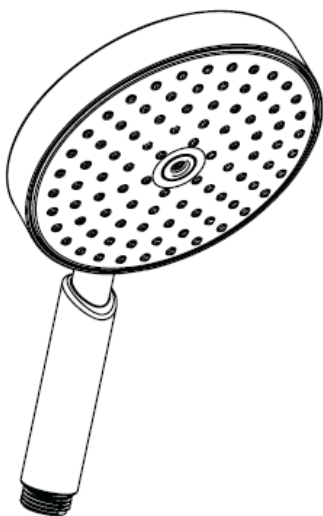


Nettoyage



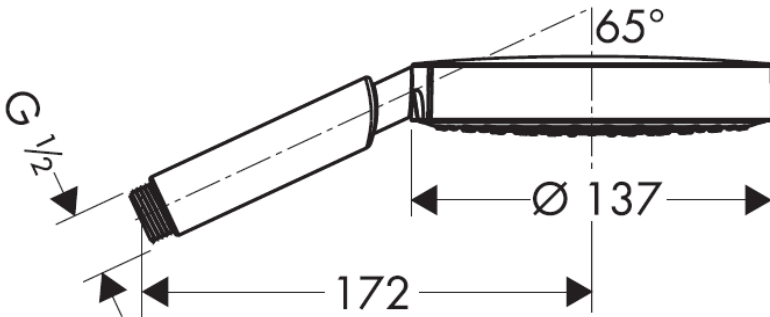
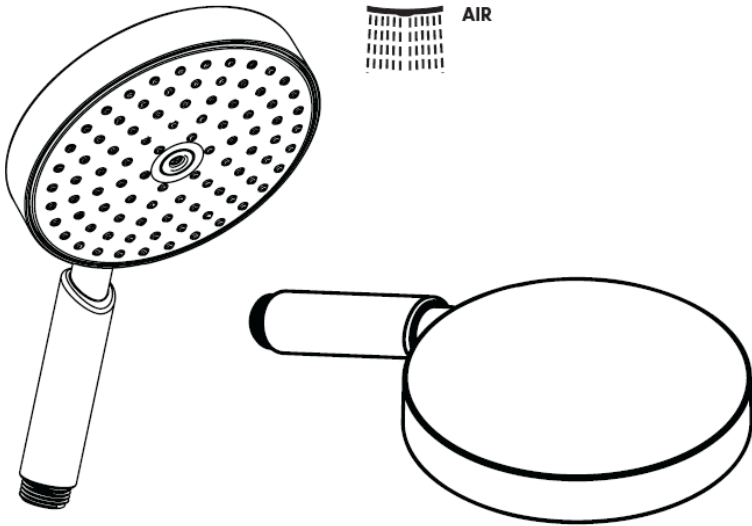
hansgrohe

assembly instructions



Raindance S 150 AIR
28505000

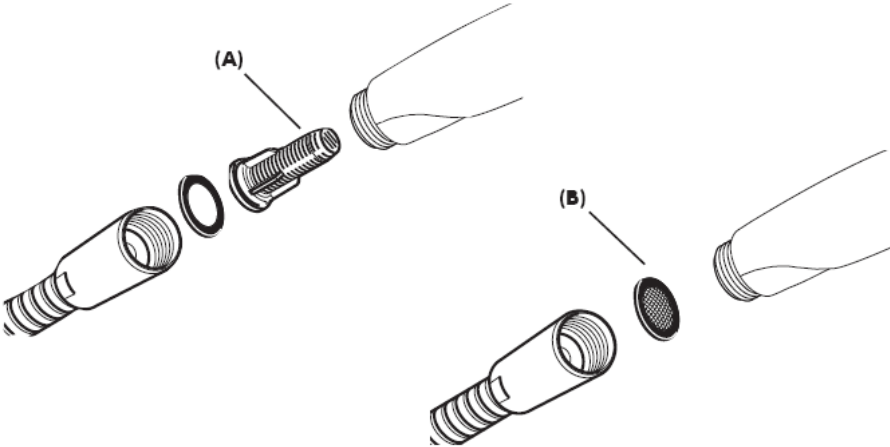
hansgrohe



Technical Data

Operating pressure: max. 0,6 MPa
Recommended operating pressure: 0,1 – 0,4 MPa
Hot water temperature: max. 60° C
(1 MPa = 10 bar = 147 PSI)

The filter insert (A) must be used to ensure the standard flow rate and to protect the hand shower against incoming dirt by pipework. Do you want a larger water flow rate, then you must use the filter packing (B) instead of the filter insert (A). Incoming dirt leads to defects or/and can damage parts of the hand shower; such caused faults voids all liability and guarantee claims.

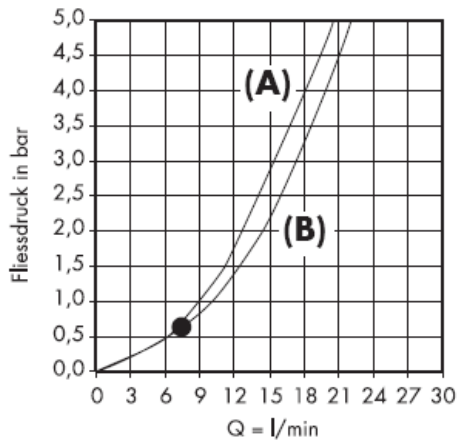


With filter insert (A)

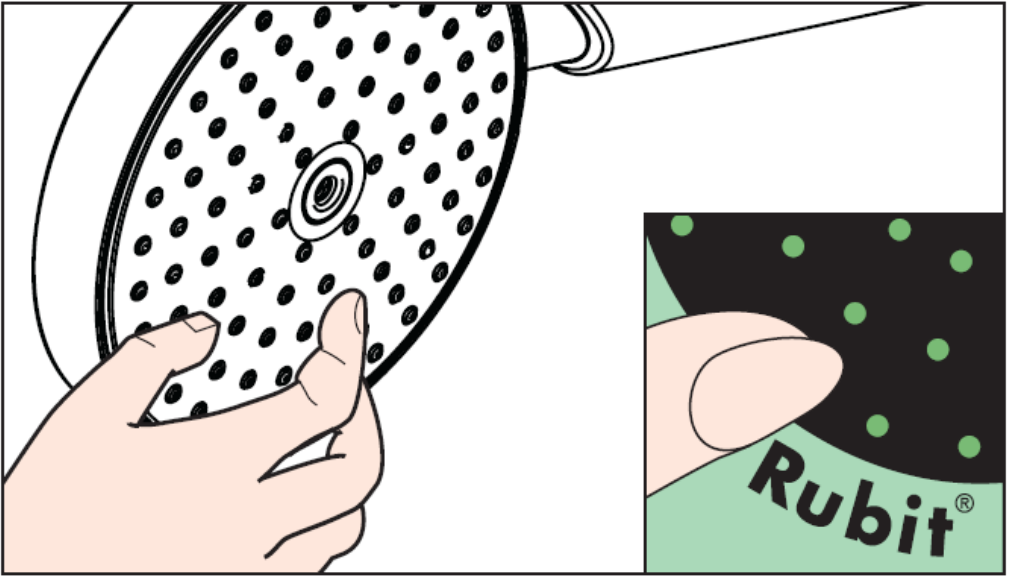
With filter packing (B)

From • the function is guaranteed.

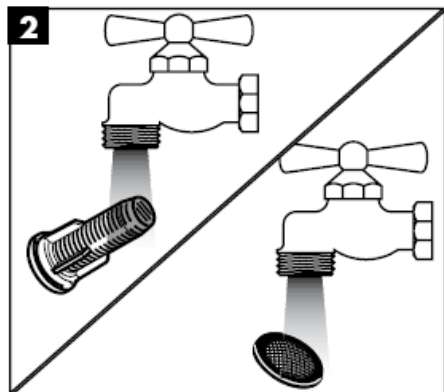
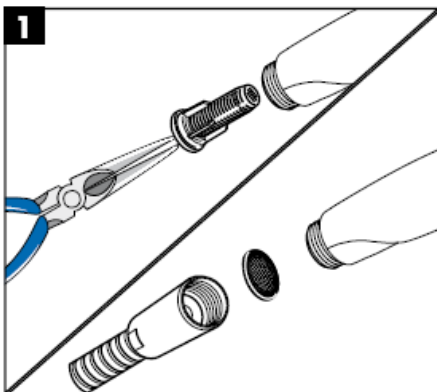
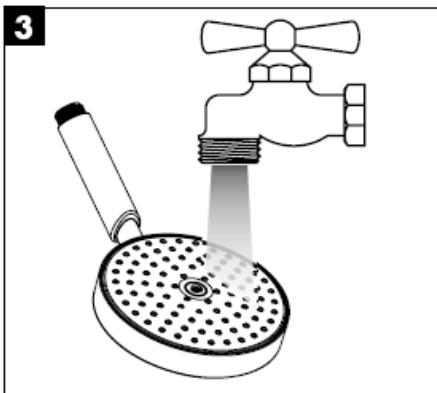
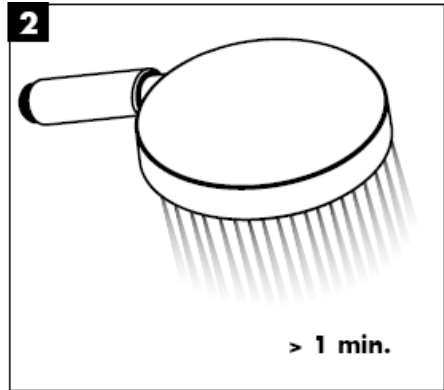
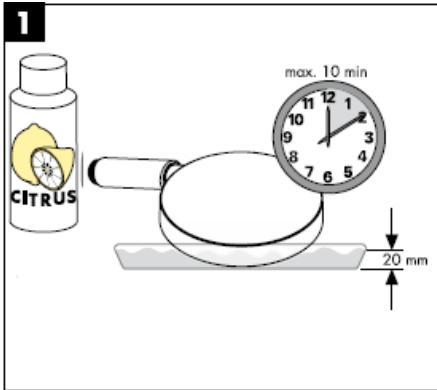
The hand shower is suitable for continuous flow water heaters with a heat output of 21 kW and a minimum through flow of 7 l/minute.



The Rubit® cleaning function only needs a small manual rub over to remove the lime scale from the spray channels.

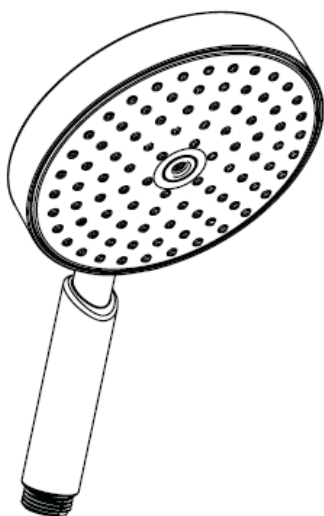


Cleaning



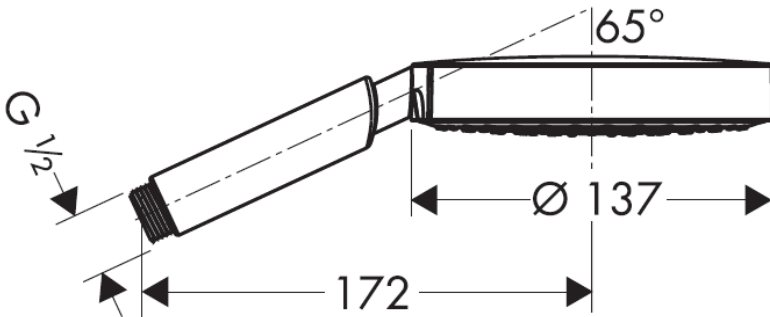
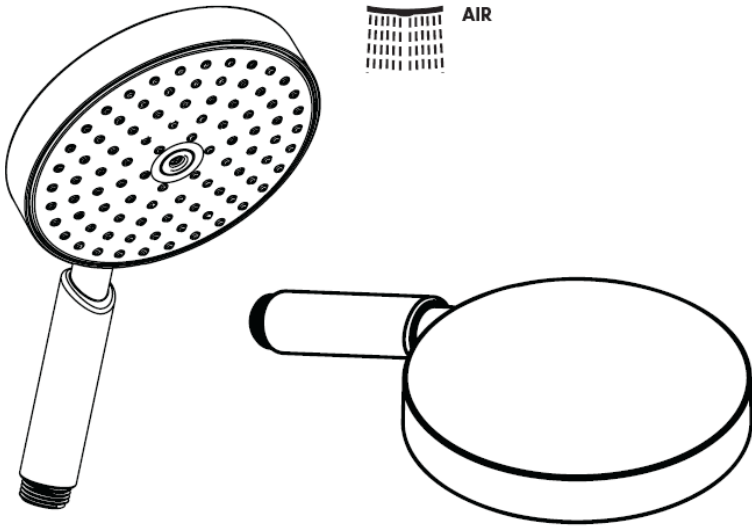
hansgrohe

Istruzioni per Installazione



Raindance S 150 AIR
28505000

hansgrohe



Dati tecnici

Pressione d'uso: max. 0,6 MPa

Pressione d'uso consigliata: 0,1 – 0,4 MPa

Temperatura dell'acqua calda: max. 60°

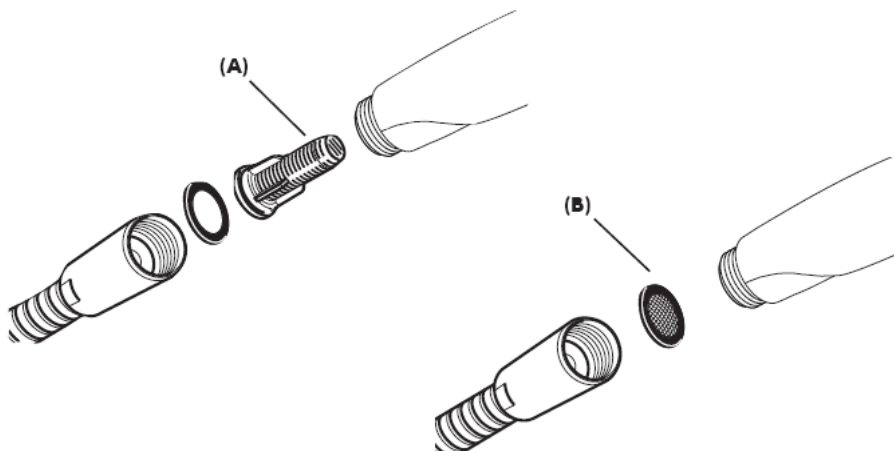
C

(1 MPa = 10 bar = 147 PSI)

Il filtro supplementare (A) deve essere utilizzato per assicurare il normale flusso dell'acqua e proteggere la doccia dai depositi di calcare.

Se volete un flusso d'acqua maggiore dovete usare il filtro dell'imballaggio(B) invece del filtro supplementare(A).

Lo sporco in entrata può danneggiare le parti della doccia; questo é motivo di molte lamentele del cliente.

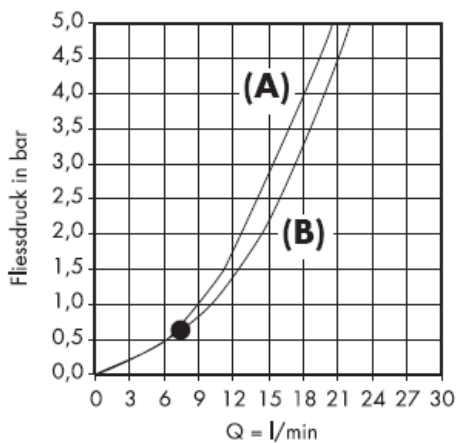


Con filtro supplementare (A)

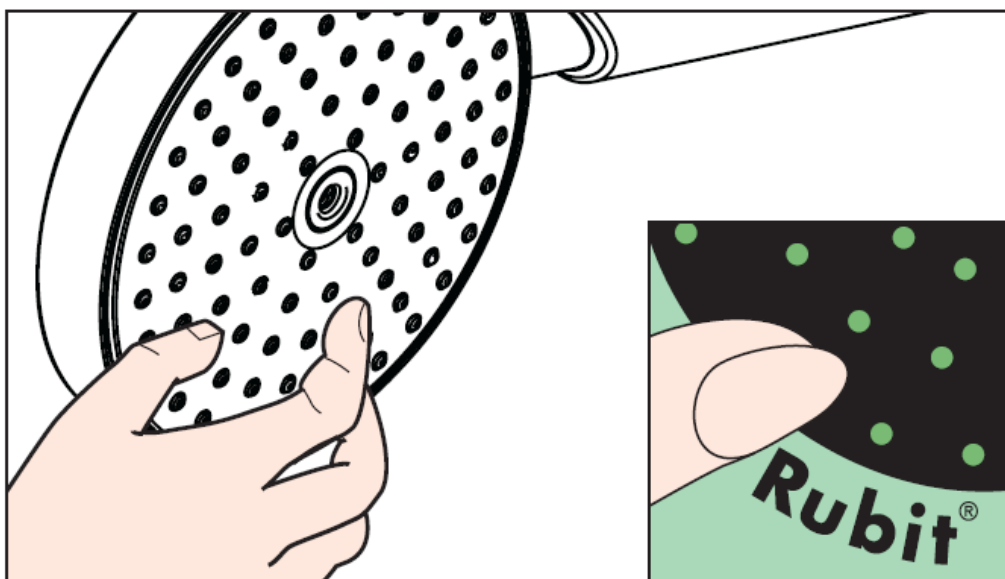
Con filtro di imballaggio

Dal • si garantisce la funzionalità.

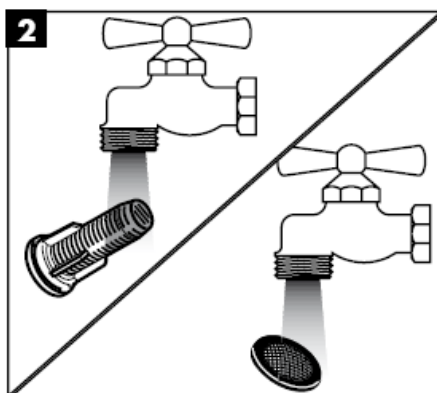
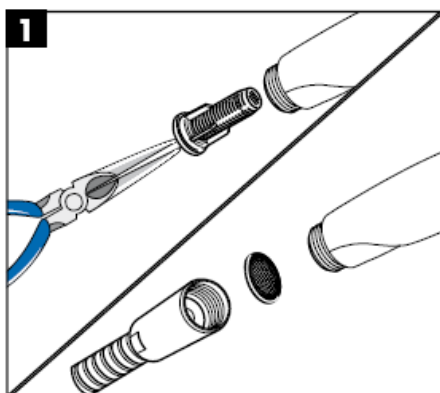
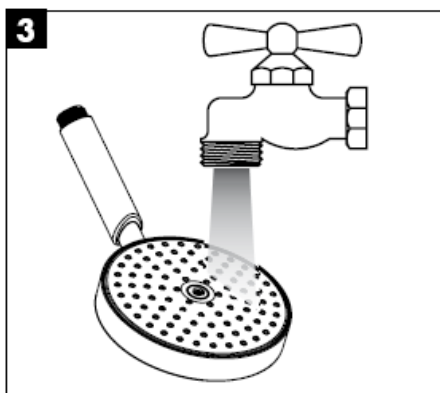
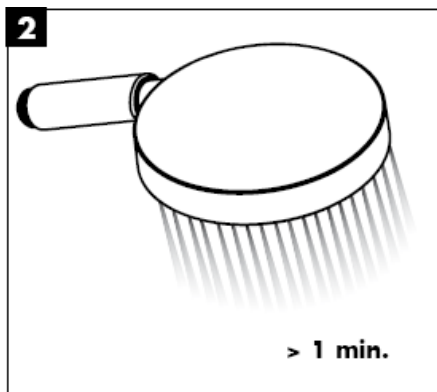
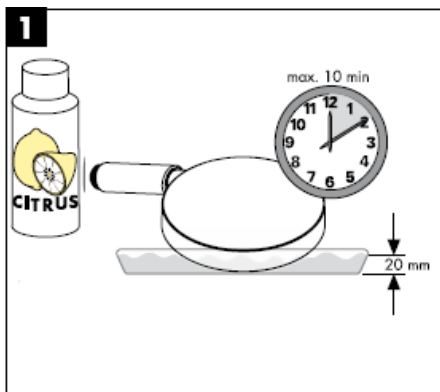
La doccia è adatta all'uso con caldaie istantanee da 21 kW con portata minima die 7 l/min.



Con Rubit®, la funzione anticalcare manuale, i diffusori del getto possono essere liberati da calcare con un semplice strofinamento.

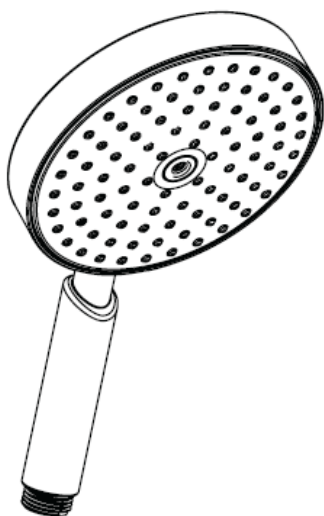


Pulitura



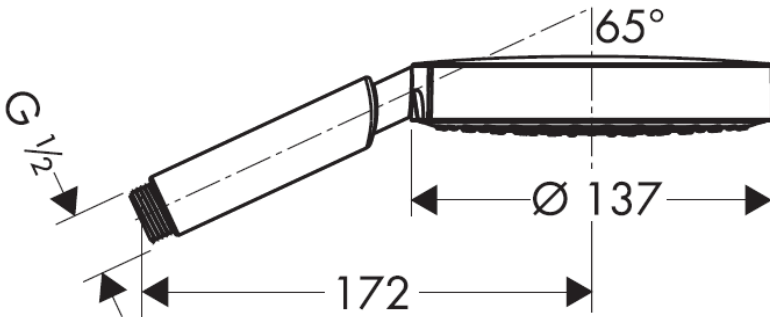
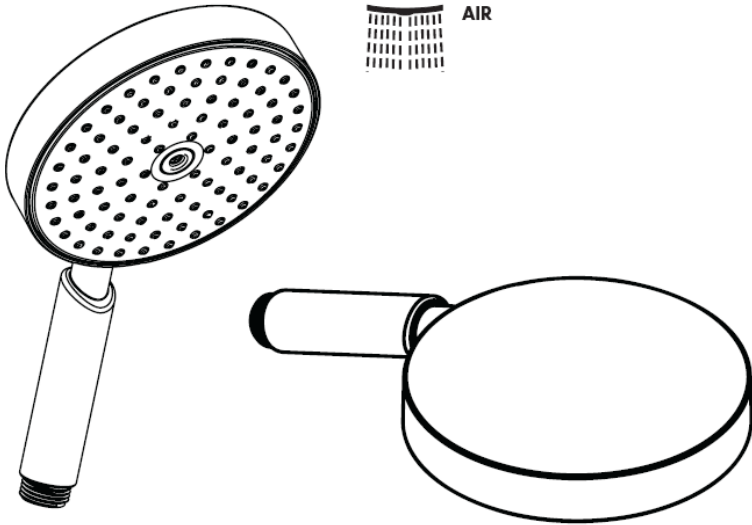
hansgrohe

Instrucciones de montaje



Raindance S 150 AIR
28505000

hansgrohe



Datos técnicos

Presión en servicio: max. 0,6 MPa

Presión recomendada en servicio: 0,1 – 0,4

MPa

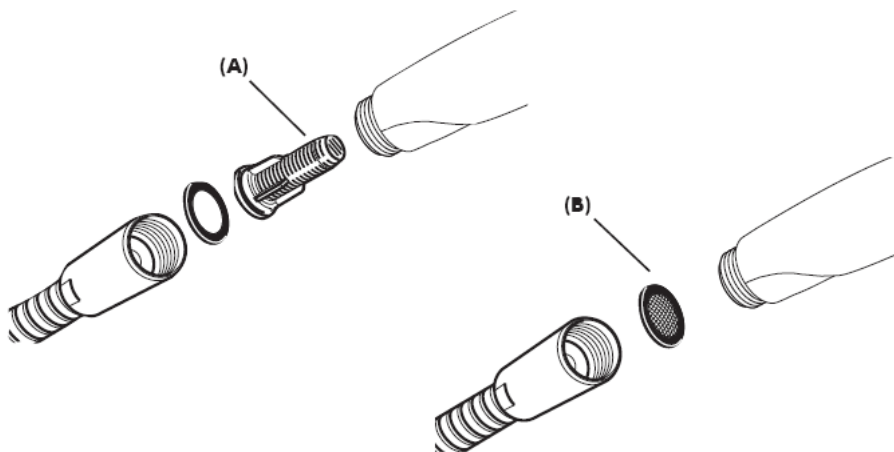
Temperatura del agua caliente: max. 60°

C

(1 MPa = 10 bar = 147 PSI)

La inserción del filtro (A) debe usarse para asegurar el caudal estandar y para proteger la ducha de la suciedad proveniente de las tuberías. Si se quiere un caudal mayor, se debe usar el paquete de filtro (B) en lugar de la inserción de filtro (A).

La suciedad puede producir defectos y/o puede dañar partes de la cabecera de la ducha. Por dichos defectos o fallos Hansgrohe no se hace responsable.

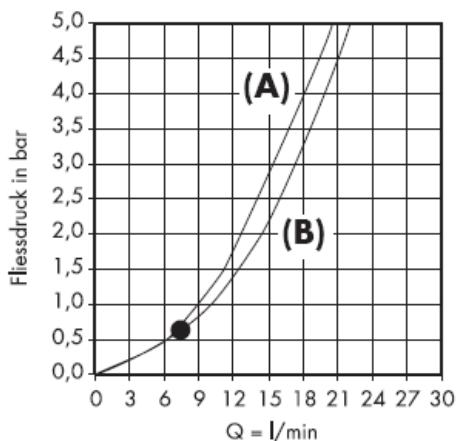


Con inserción de filtro (A)

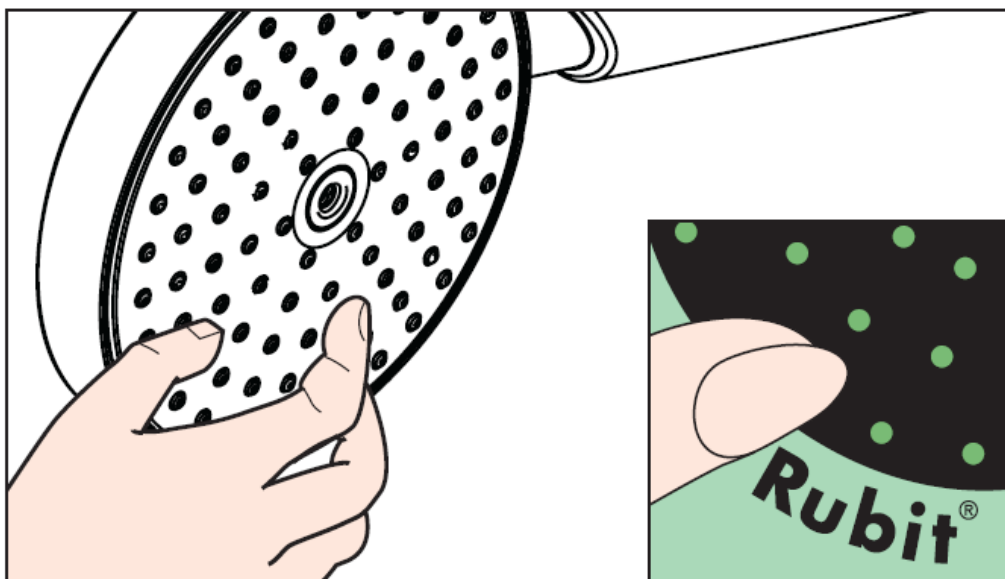
Con paquete de filtro (B)

Mínimo • para el correcto funcionamiento.

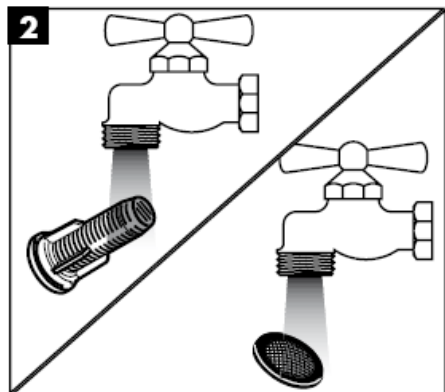
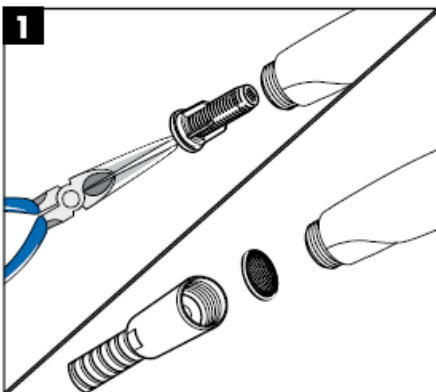
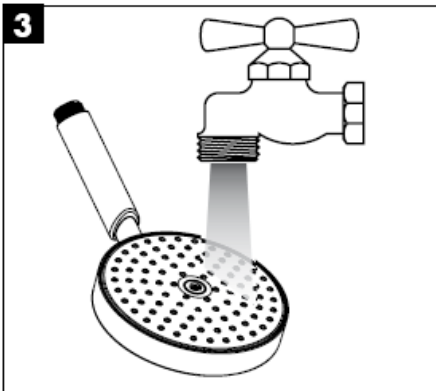
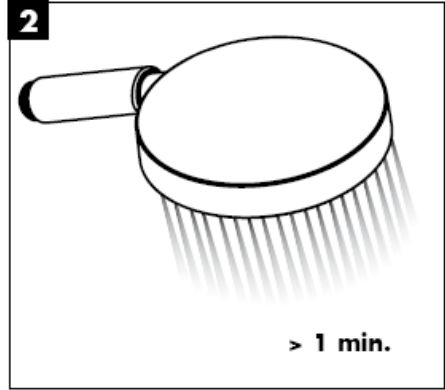
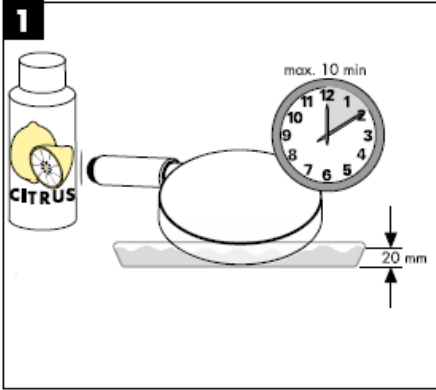
La teleducha se puede instalar con un calentador continuo de 21 kW de potencia o superior y un caudal mínimo de 7 l/min.



Rubit®, la función de limpieza manual, permite quitar la cal simplemente frotando los ejectores.

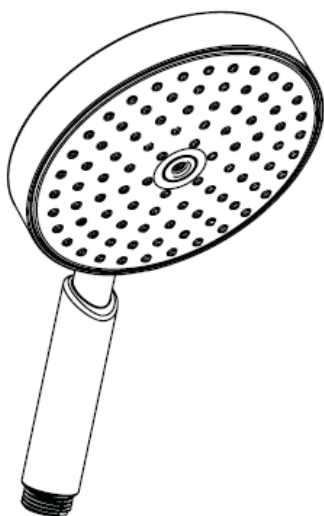


Limpiar



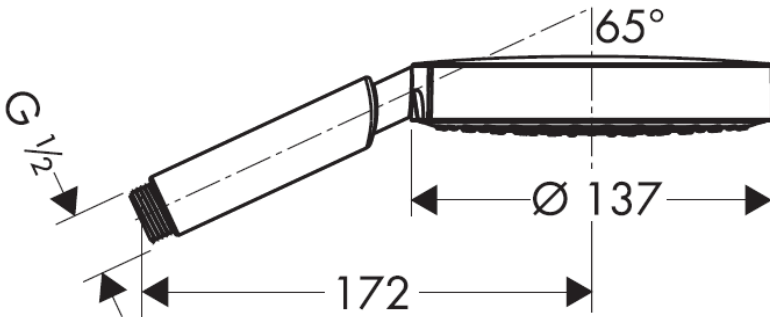
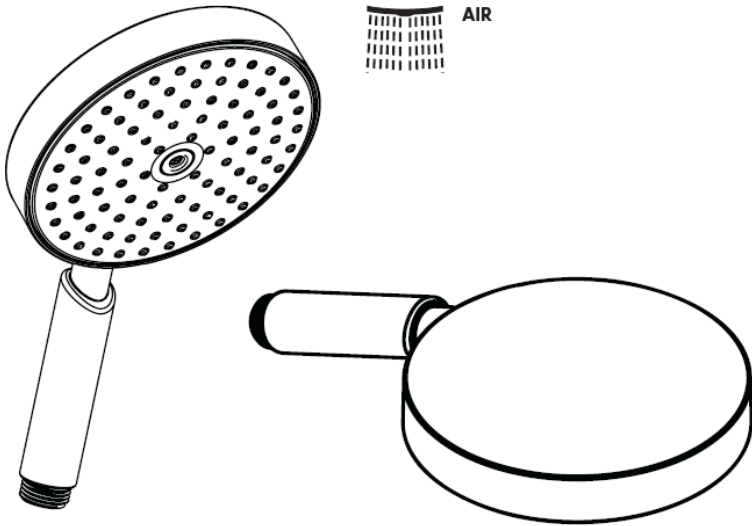
hansgrohe

Handleiding



Raindance S 150 AIR
28505000

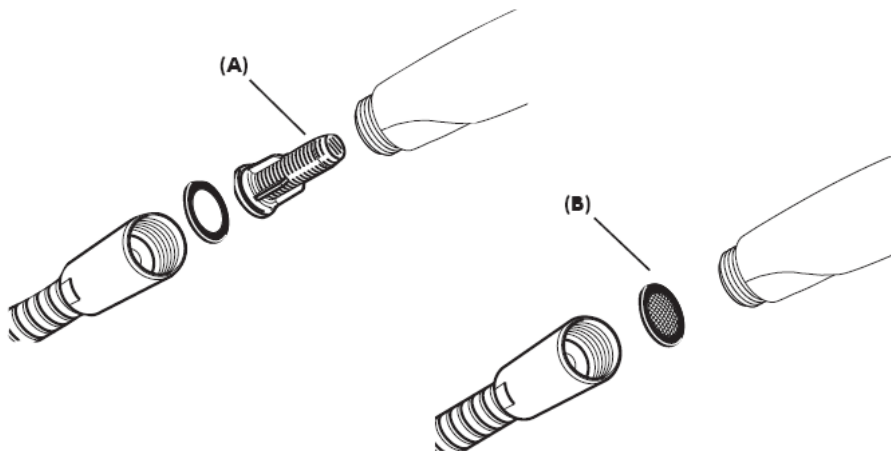
hansgrohe



Technische gegevens

Werkdruk: max. 0,6 MPa
Aanbevolen werkdruk: 0,1 – 0,4 MPa
Temperatuur warm water: max. 60° C
(1 MPa = 10 bar = 147 PSI)

De bijgeleverde filter (A) moet ingebouwd worden om de norm doorstroom van de handdouche te garanderen en vuil uit de leidingen tegen te houden. Als er een grotere waterdoorlaat gewenst wordt moet i.p.v. het filter de dichting geplaatst worden. Vuil uit de leidingen kan schade aan de handdouche veroorzaken. Op deze schade geeft Hansgrohe geen garantie.

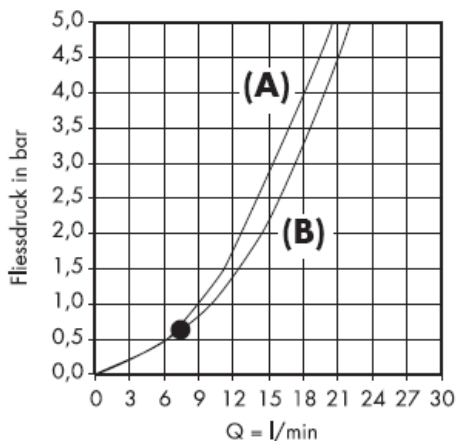


Met filter (A)

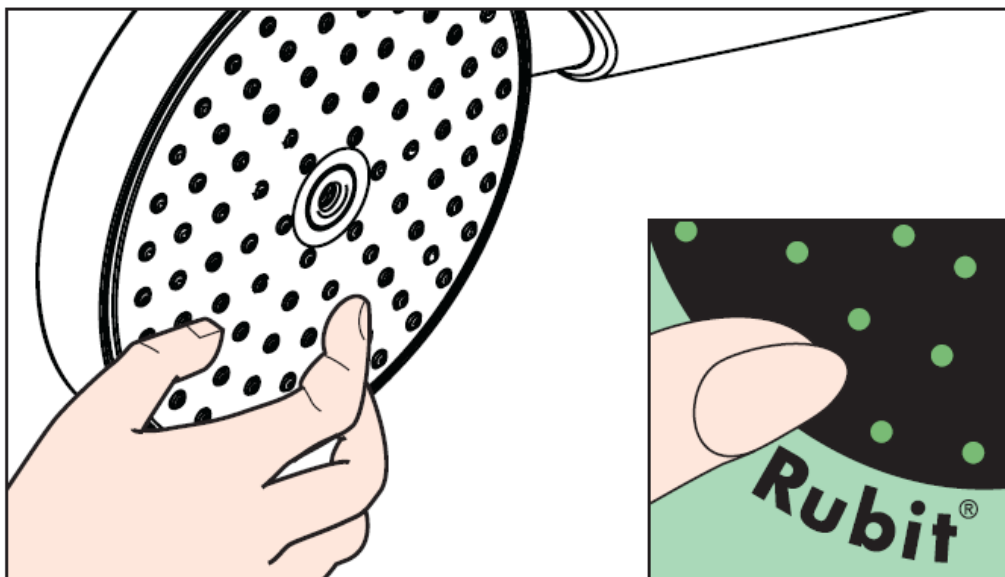
Met dichting (B)

Vanaf • is het functioneren gegarandeerd.

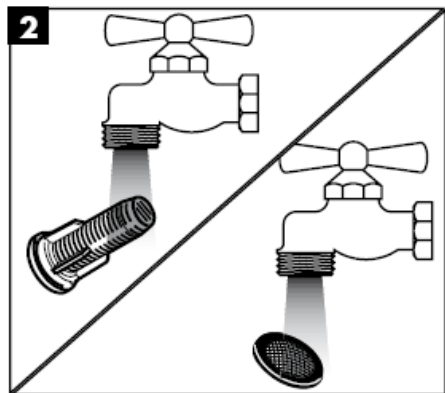
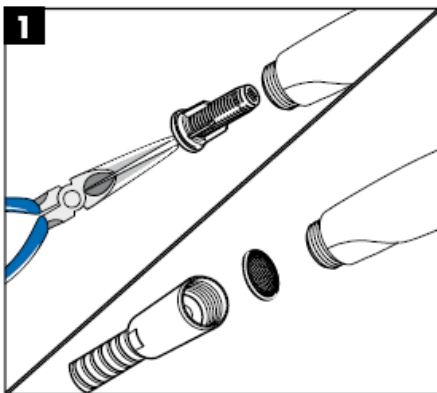
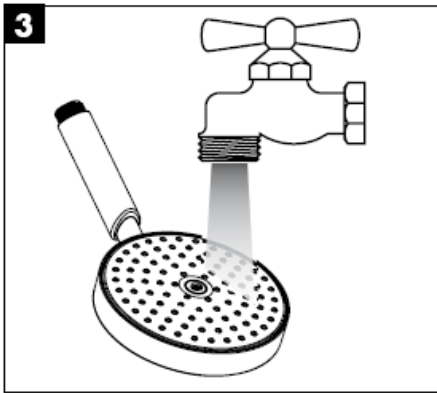
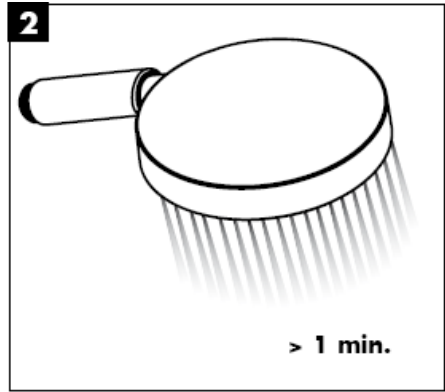
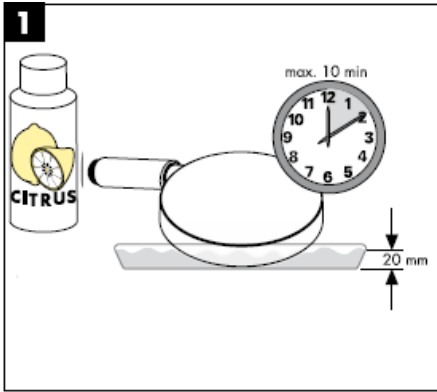
De handdouche is geschikt voor gebruik bij doorstroomtoestellen vanaf 21 kW met een minimale doorstroom van 7 l/min.



Met Rubit®, de handmatige reinigingsfunctie, kunnen de straalopeningen door het met de hand wegwrijven van kalk, gereinigd worden.

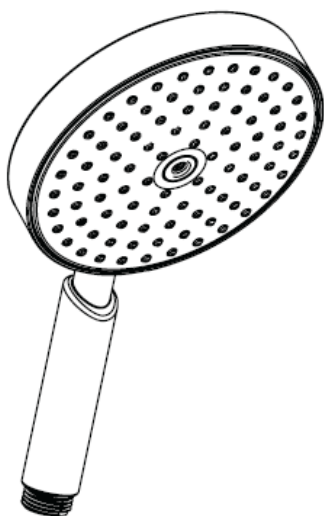


Reinigen



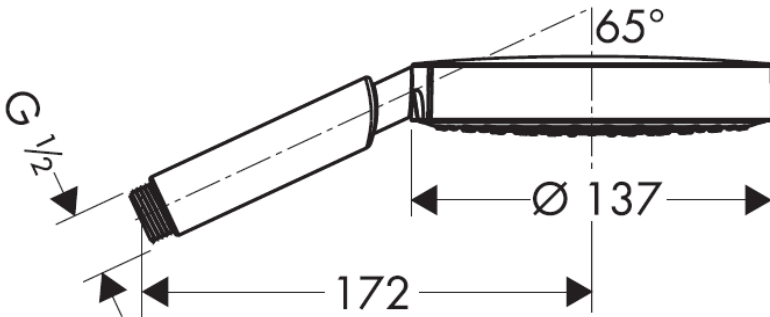
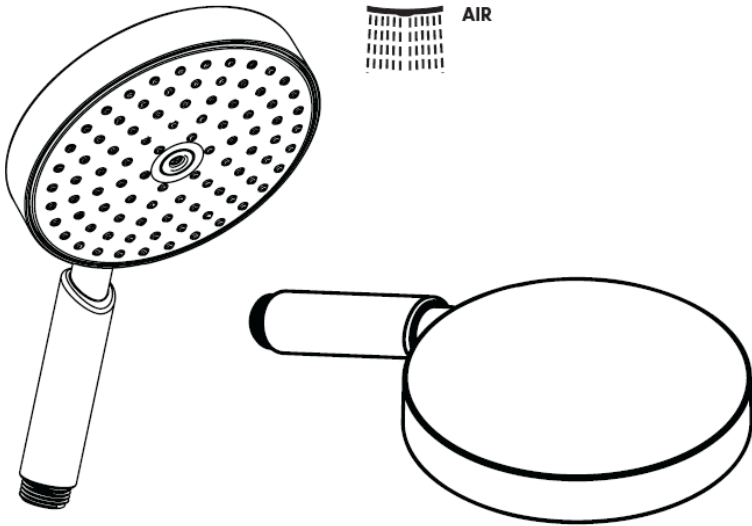
hansgrohe

Monteringsvejledning



Raindance S 150 AIR
28505000

hansgrohe



Tekniske data

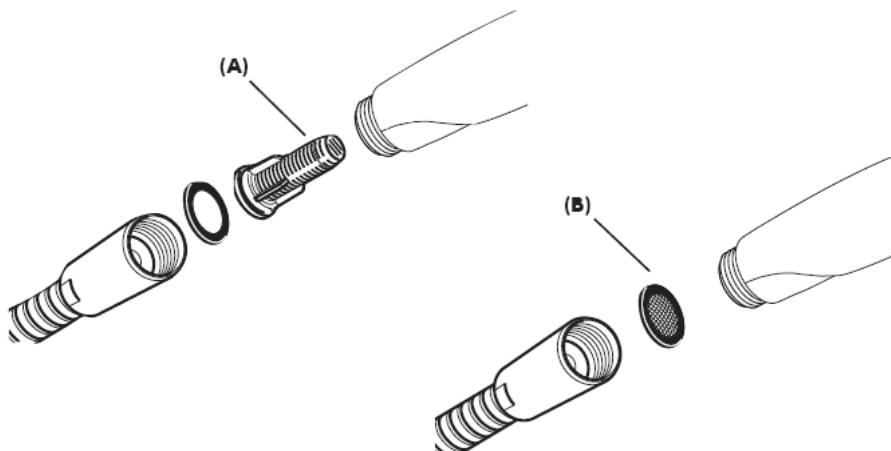
Driftstryk: max. 0,6 MPa

Anbefalet driftstryk: 0,1 – 0,4 MPa

Varmtvandstemperatur: max. 60° C

(1 MPa = 10 bar = 147 PSI)

Den vedlagte filterindsats (A) skal monteres for at sikre en normal vandgennemstrømning og for at forhindre at der kommer smuds i håndbruseren fra rørsystemet. Ønskes en større vandgennemstrømning skal filterindsatsen (A) erstattes med en smudsfangsi (B). Snavs der er kommet ind i håndbruseren kan skade funktionsdelene i håndbruseren, og Hansgrohes garanti gælder ikke for skader der er opstået på denne måde.

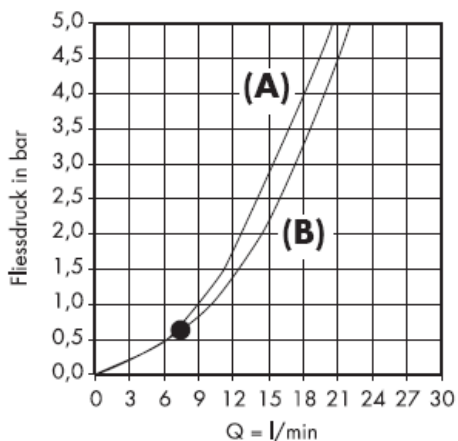


Med filterindsats (A)

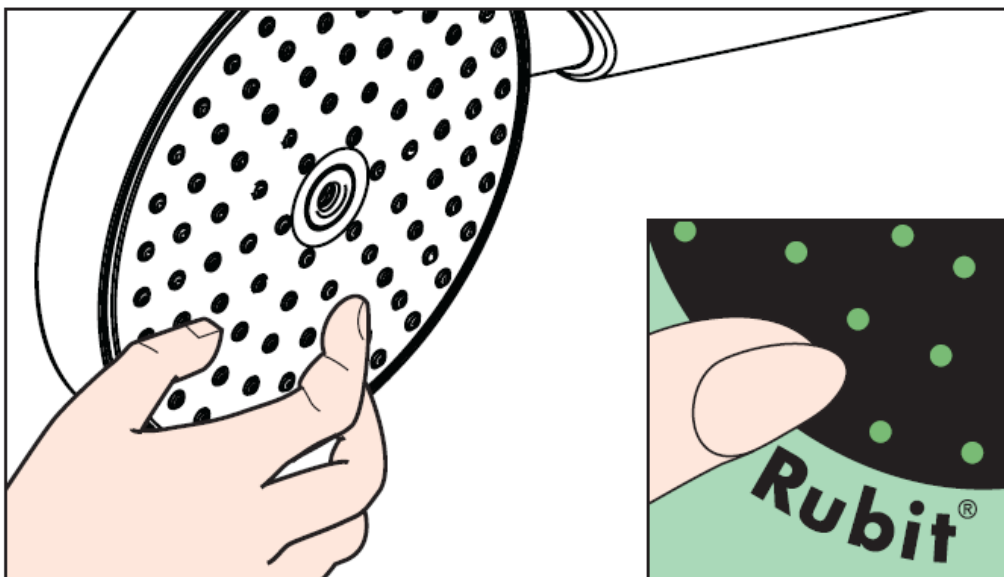
Med smudsfangsi (B)

Fra • er funktionen
anvendelig.

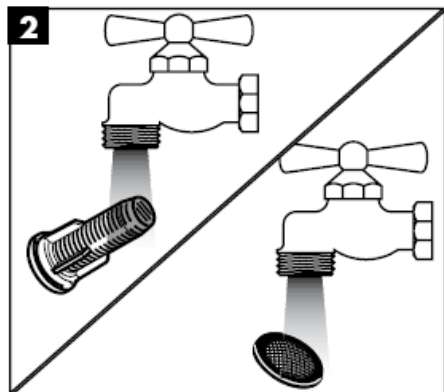
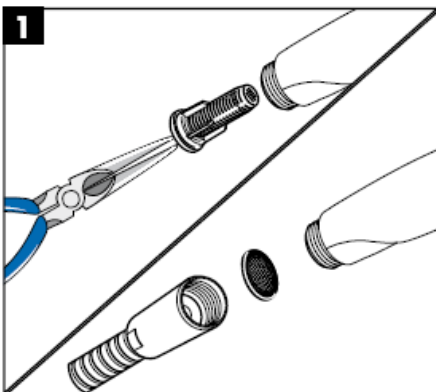
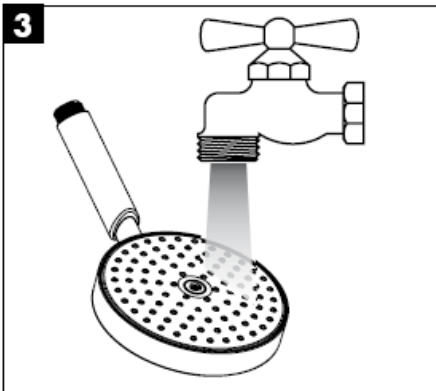
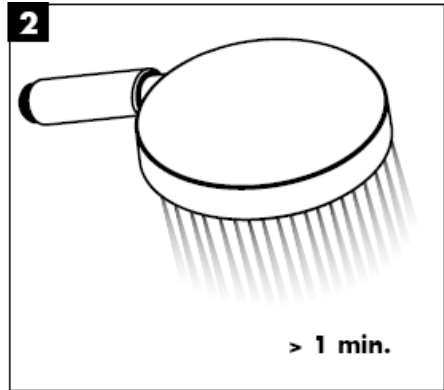
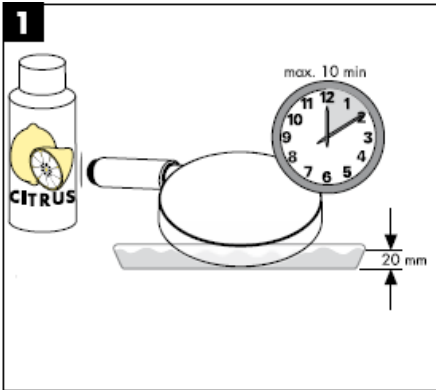
Håndbruseren er velegnet i forbindelse med gennemstrømningsvandvarmere på min 21 kW samt en gennemstrømningsmængde på min. 7 l/min.



Med Rubit®, den manuelle rengøringsfunktion kan strålekanalerne let renses for kalk - der skal blot gnubbes!

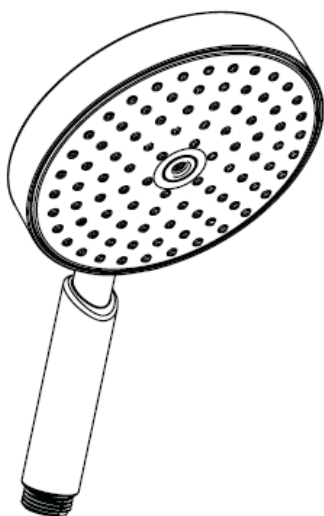


Rengøring



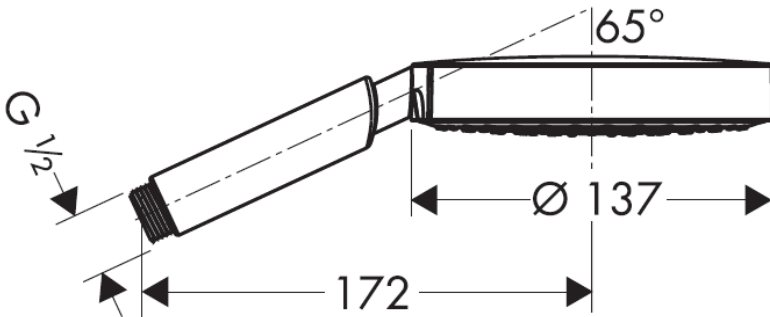
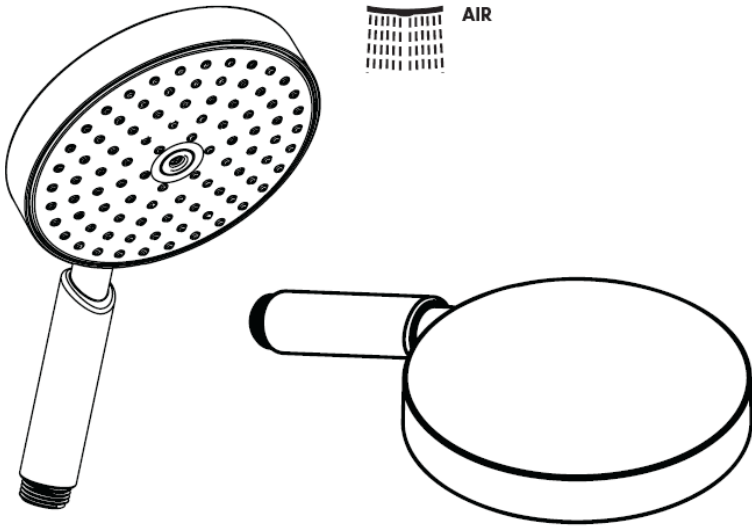
hansgrohe

Manual de Instalación



Raindance S 150 AIR
28505000

hansgrohe



Dados Técnicos

Pressão de funcionamento: max. 0,6 MPa

Pressão de func. recomendada: 0,1 – 0,4

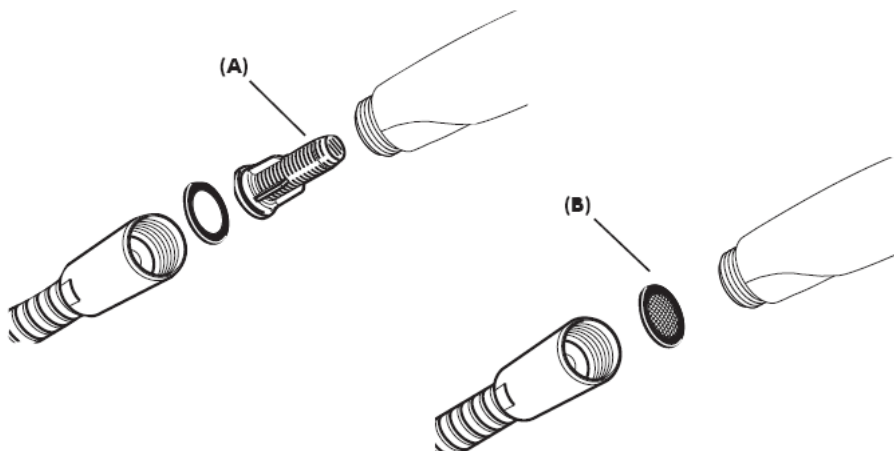
MPa

Temperatura da água quente: max. 60° C

(1 MPa = 10 bar = 147 PSI)

O filtro de inserção (A) deve ser utilizado para assegurar um caudal standart e para proteger o chuveiro de mão de areias e resíduos provenientes da tubagem. Se quiser um caudal maior, deve usar o filtro de junção (B) em vez do filtro de inserção (A).

Resíduos e areias podem danificar componentes ou provocar o mau funcionamento do chuveiro; as avarias assim provocadas anulam a responsabilidade e garantia Hansgrohe.

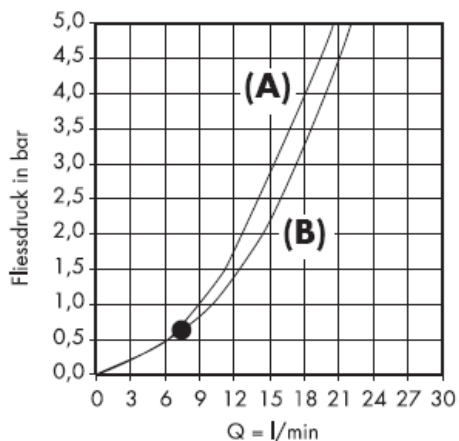


Com o filtro (A)

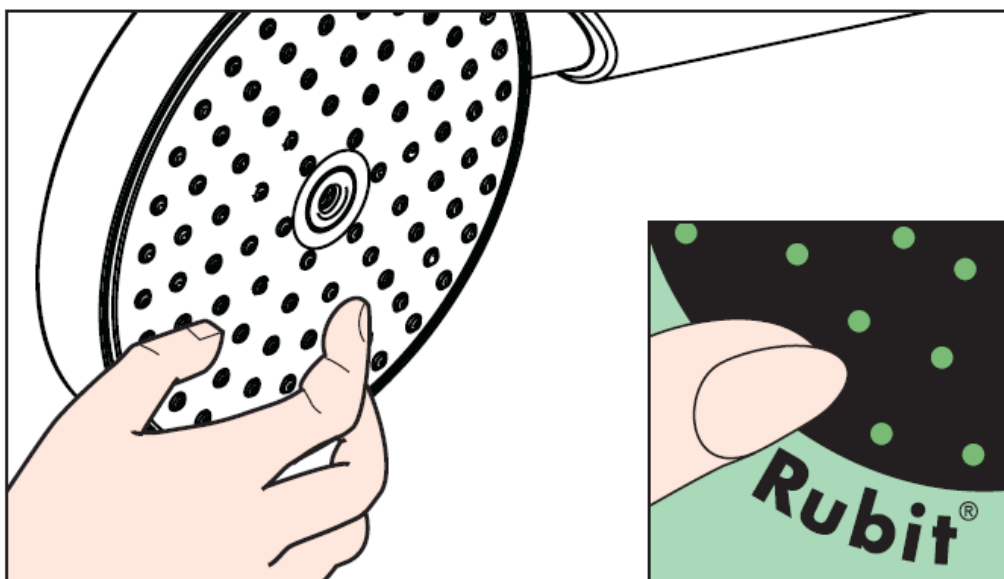
Com o filtro de junção (B)

• A partir deste ponto inicia-se o funcionamento correcto.

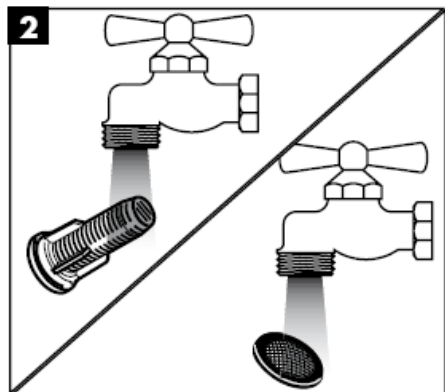
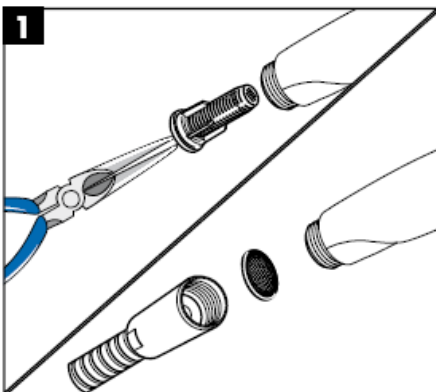
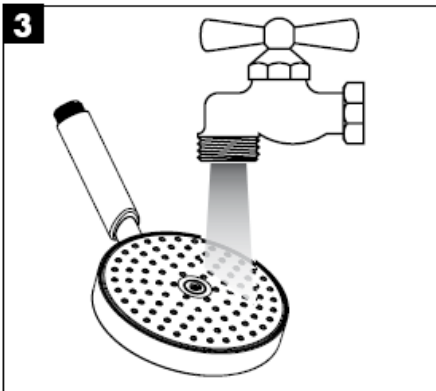
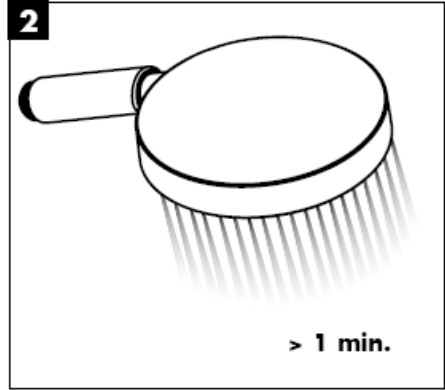
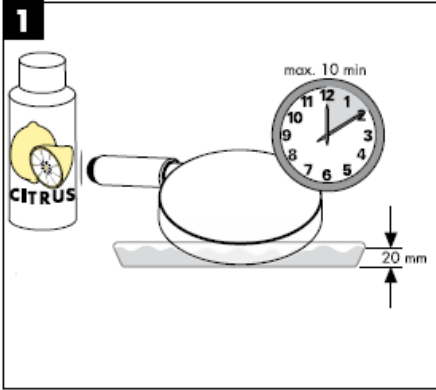
O chuveiro de mão é compatível com esquentadores instantâneos de 21 kW e um caudal mínimo de 7 l/minuto.



O sistema de limpeza Rubit® requer apenas uma ligeira passagem com a mão para remover os depósitos de calcário do emulsor.

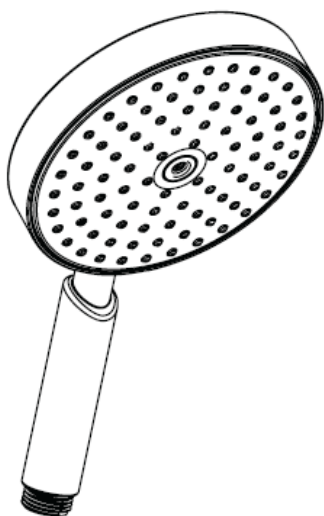


Limpeza



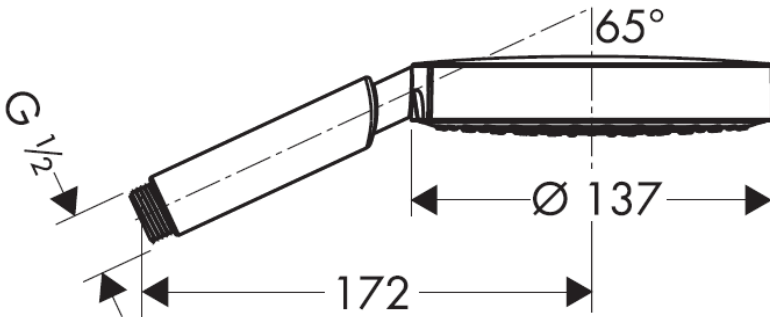
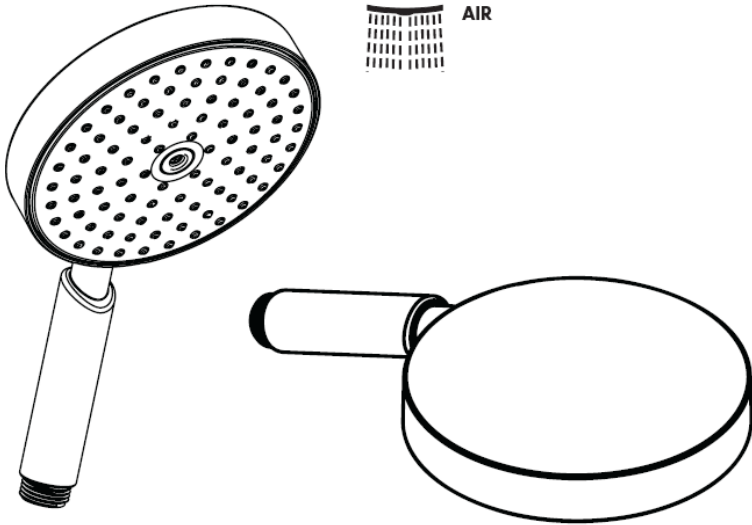
hansgrohe

Instrukcja montażu



Raindance S 150 AIR
28505000

hansgrohe



Dane techniczne

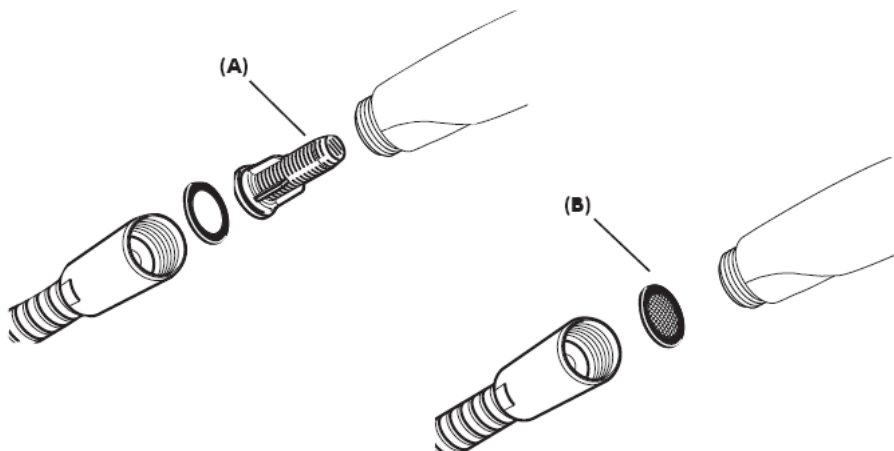
Ciśnienie robocze: max. 0,6 MPa

Zalecane ciśnienie robocze: 0,1 – 0,4 MPa

Temperatura wody gorącej: max. 60° C

(1 MPa = 10 bary = 147 PSI)

Należy zamontować znajdującą się w opakowaniu wkładkę filtra (A), aby zapewnić przepisowy przepływ przez prysznic ręczny i zapobiec przedostawaniu się zanieczyszczeń z instalacji sieciowej. Jeżeli pożądany jest większy przepływ wody, wówczas należy zamiast wkładki filtra (A) użyć uszczelki z sitkiem (B). Przedostające się zanieczyszczenia mogą mieć negatywny wpływ na działanie i/lub prowadzić do usterek w działaniu elementów prysznica ręcznego. Za powstałe z tego tytułu szkody firma Hansgrohe nie ponosi odpowiedzialności.

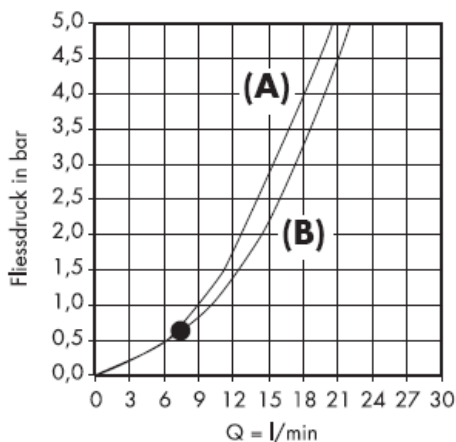


Z wkładką filtra (A)

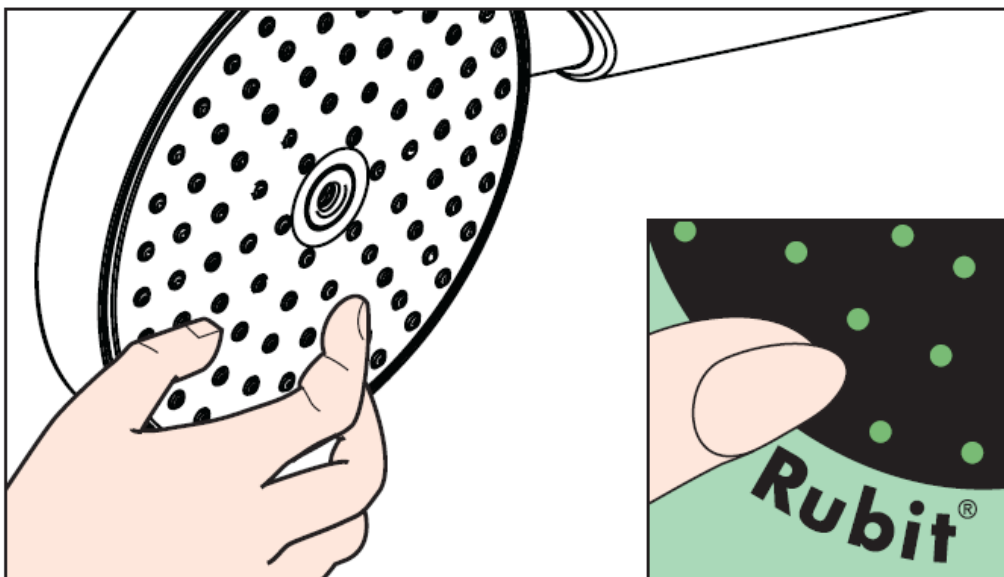
Z uszczelką z sitkiem (B)

Od • możliwe jest funkcjonowanie.

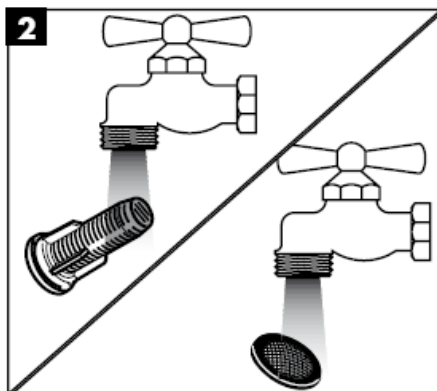
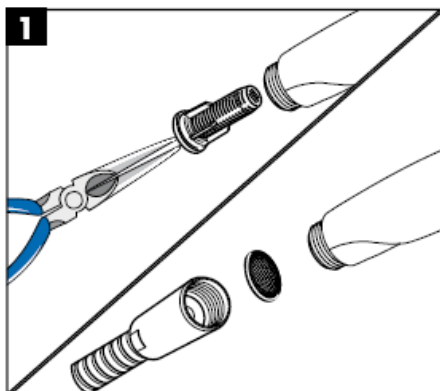
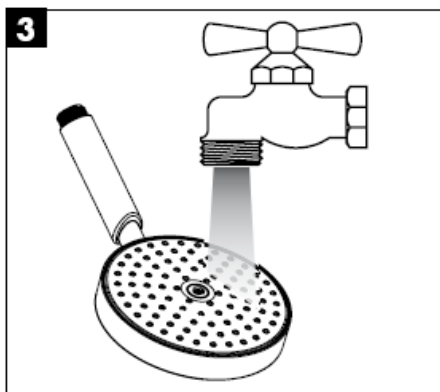
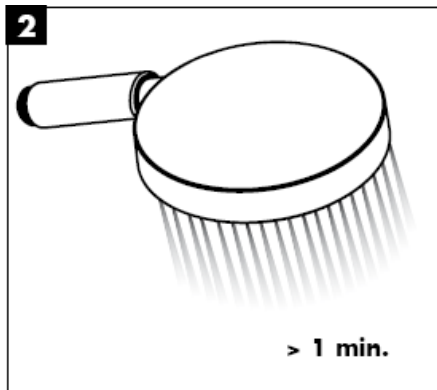
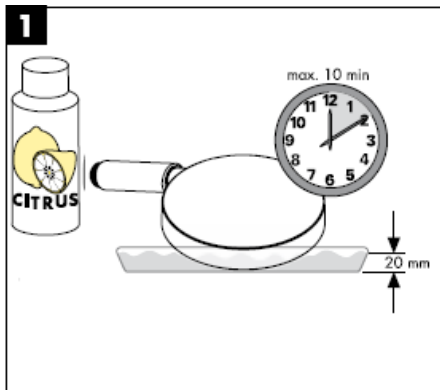
Prysznic ręczny jest przystosowany do przepływowych podgrzewaczy wody o mocy powyżej 21 kW i przepływie minimalnym 7 l/min.



Funkcja Rubit® wymaga jedynie delikatnego potarcia dłonią, aby usunąć ewentualne osady kamienia wapiennego.

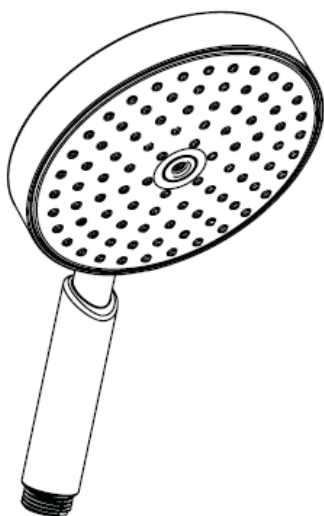


Czyszczenie



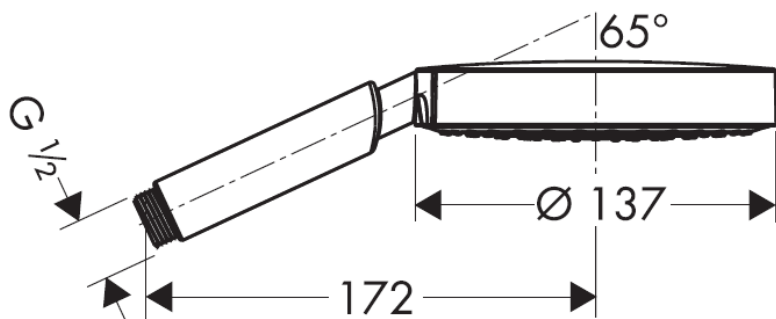
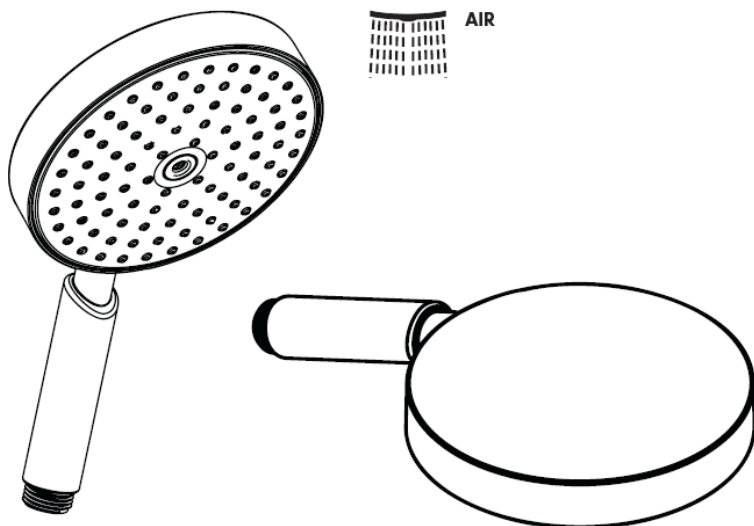
hansgrohe

Montážní návod



Raindance S 150 AIR
28505000

hansgrohe

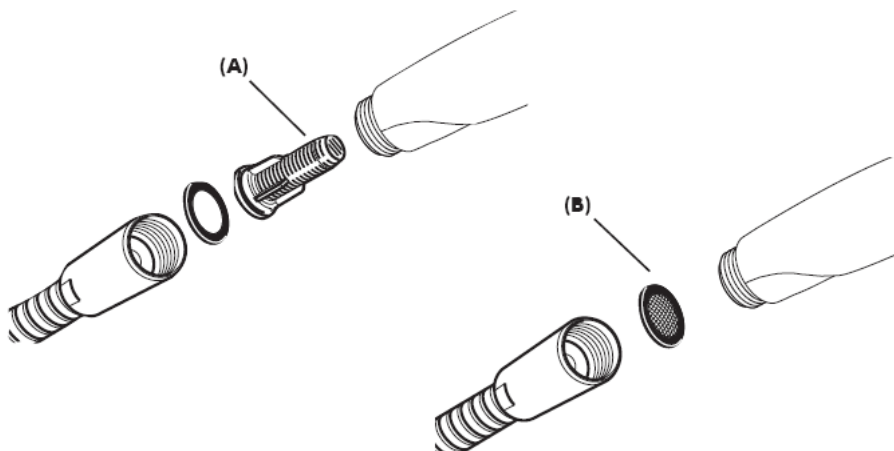


Technické údaje

Provozní tlak: max. 0,6 MPa
Doporučený provozní tlak: 0,1 – 0,4 MPa
Teplota horké vody: max. 60° C
(1 MPa = 10 bar = 147 PSI)

Příbalená filtrační vložka (A) se musí zabudovat, aby zajistila jmenovitý průtok ruční sprchou a zabránila přístupu nečistot vyplavovaných z potrubí.

Pokud se požaduje vyšší průtok, musí se vsadit místo filtrační vložky (A) těsnění se sítkem (B). Vyplavené nečistoty mohou ovlivnit funkčnost a nebo také vést k poškození funkčních dílů ruční sprchy. Na tyto škody se záruka firmy Hansgrohe nevztahuje.

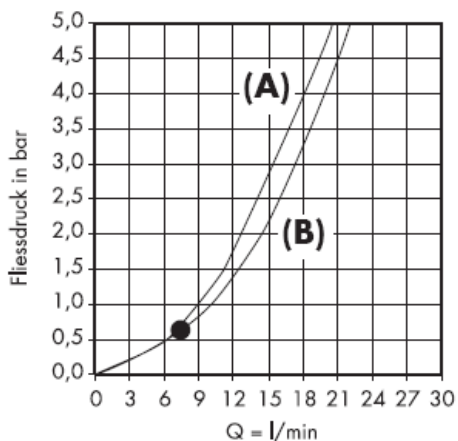


s filtrační vložkou (A)

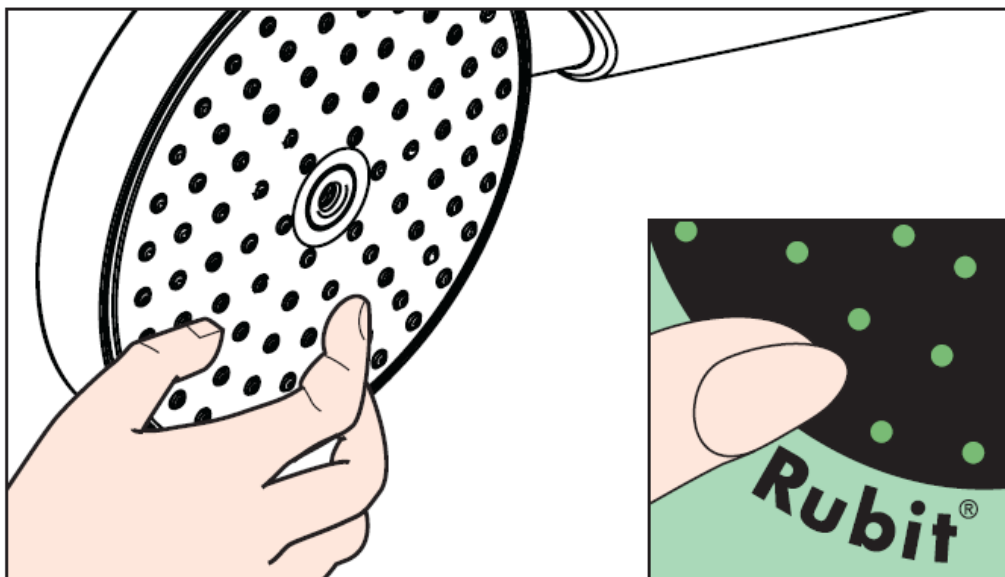
S těsněním se sítkem (B)

Od • je zaručená funkce

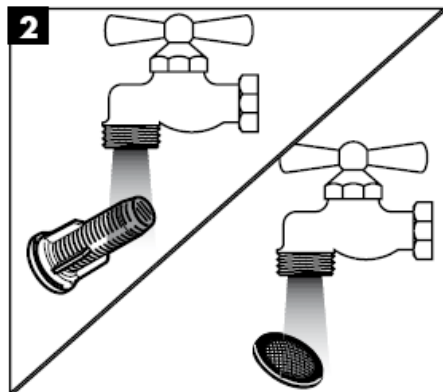
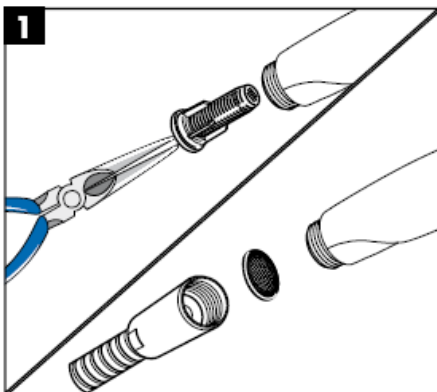
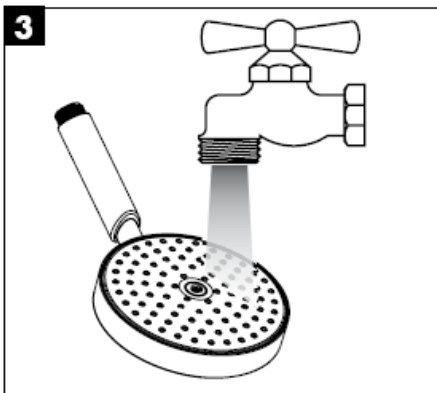
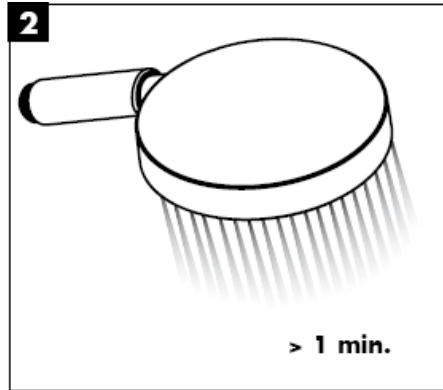
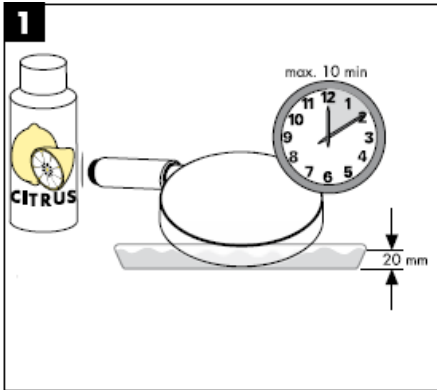
Ruční sprcha je vhodná k použití s průtokovým ohřivačem výkonu od 21 kW a průtoku 7 l/min.



S ruční čistící funkcí Rubit® stačí jednoduché odstranění vodního kamene prsty z trysek kotouče tvarujícího proud vody.

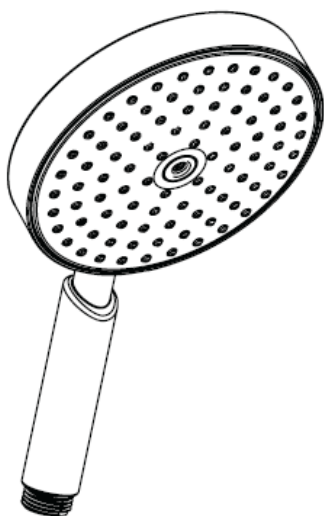


Čištění



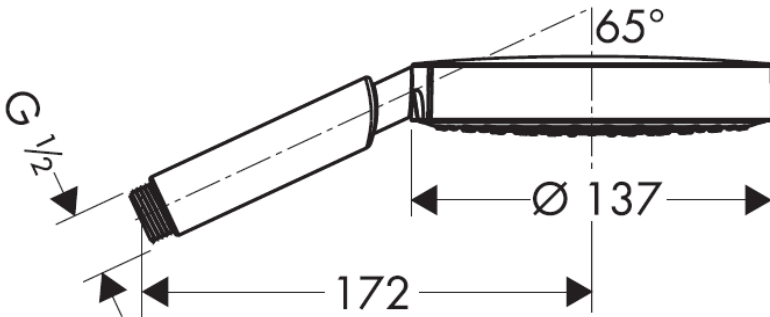
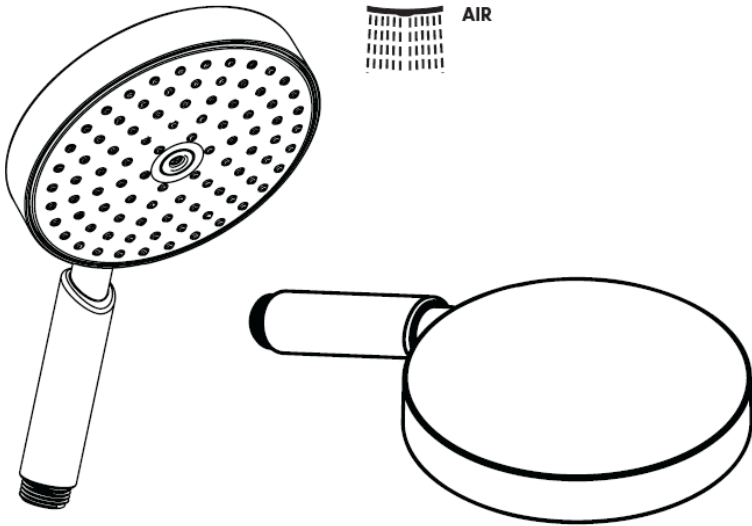
hansgrohe

Montážny návod



Raindance S 150 AIR
28505000

hansgrohe



Technické údaje

Prevádzkový tlak: max. 0,6 MPa

Doporučený prevádzkový tlak: 0,1 – 0,4

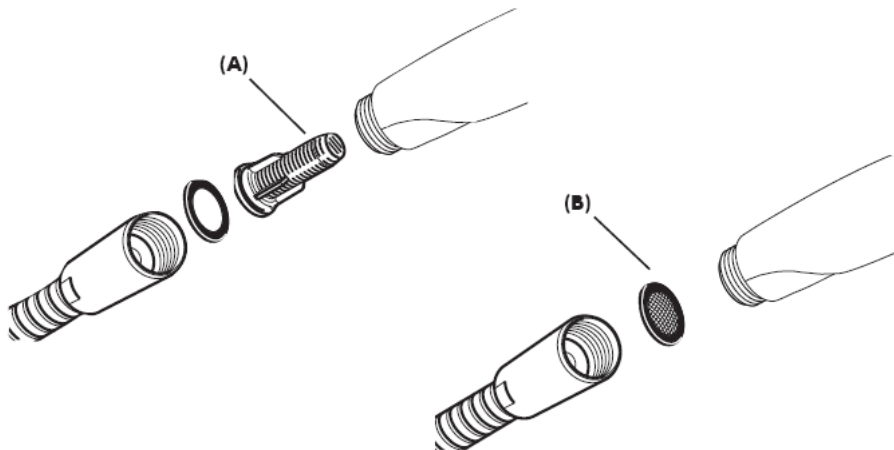
MPa

Teplota teplej vody: max. 60° C

(1 MPa = 10 bar = 147 PSI)

Pribalená filtračná vložka (A) sa musí zabudovať, aby zaistila menovitý prietok ručnou sprchou a zabránila prístupu nečistôt vyplavovaných z potraví.

Pokiaľ sa požaduje vyšší prietok, musí sa vsadiť namiesto filtračnej vložky (A) tesnenie so sitkom (B). Vyplavené nečistoty môžu ovplyvniť funkčnosť alebo môžu viesť aj k poškodeniu funkčných dielov ručnej sprchy. Na tieto škody sa záruka firmy Hansgrohe nevzťahuje.

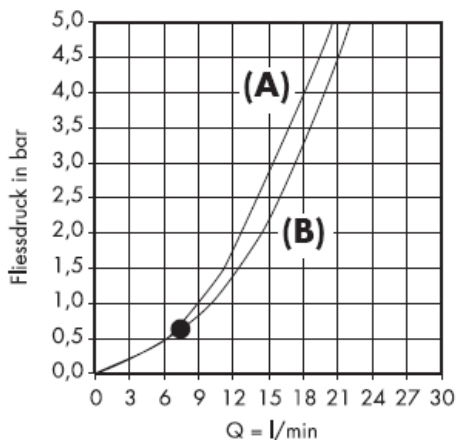


S filtračnou vložkou (A)

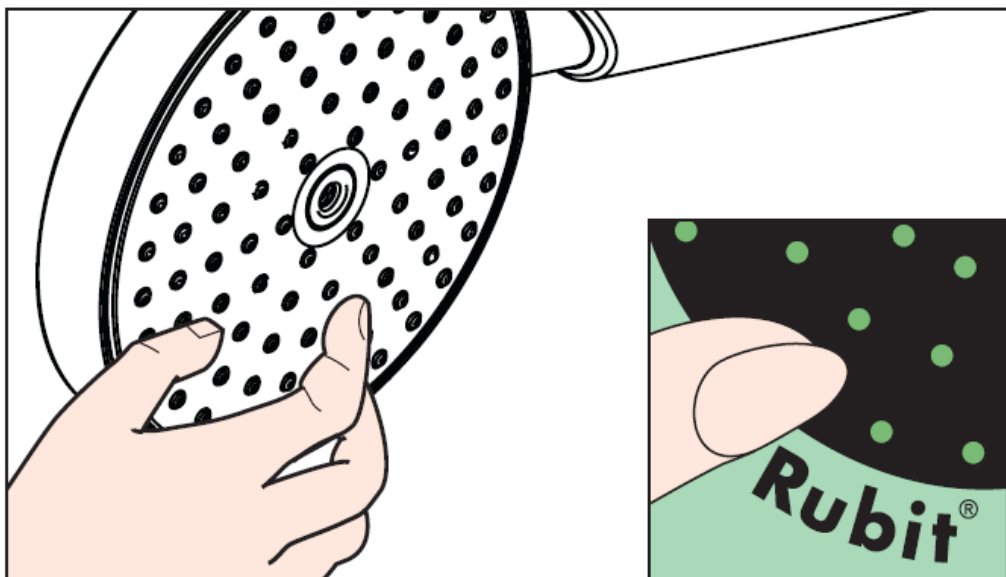
S tesnením so sitkom (B)

Od • je zaručená funkcia.

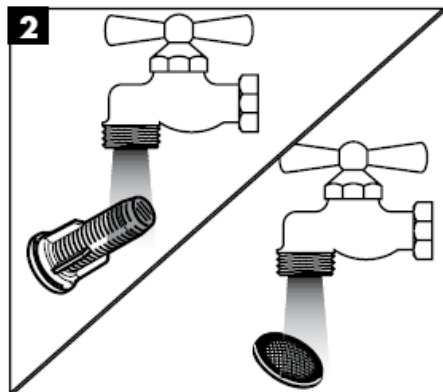
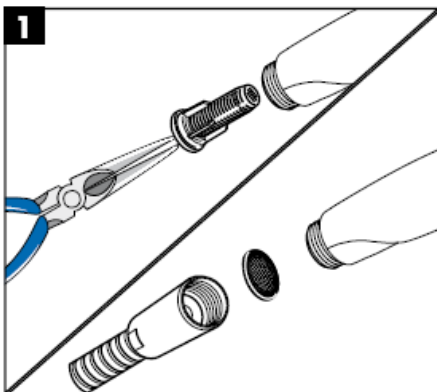
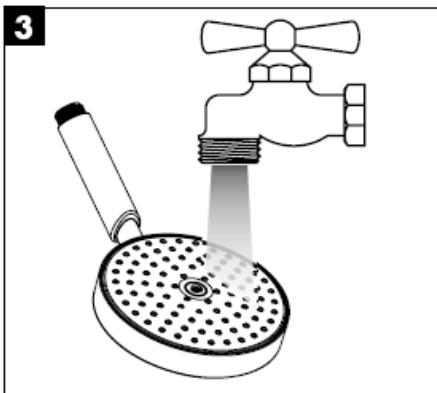
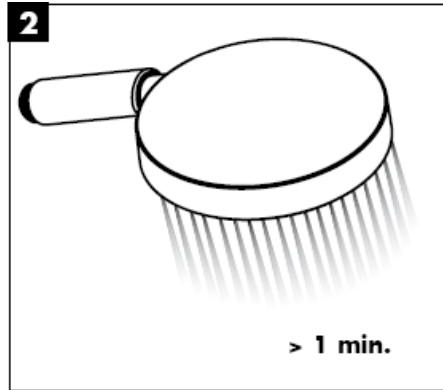
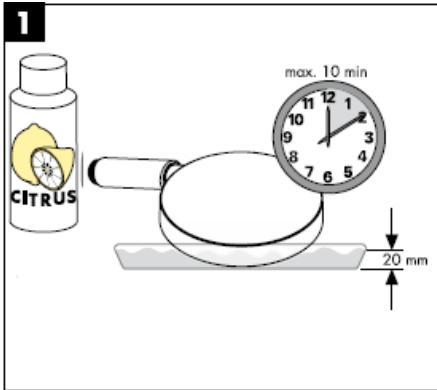
Ručná sprcha je vhodná k použitiu s prietokovým ohrievačom s výkonom od 21 kW a prietoku 7 l/min.



Čistiaca funkcia Rubit, stačí na jednoduché
odstránenie vodného kameňa prstami z trysiek
kotúča tvarujúceho prúd vody.

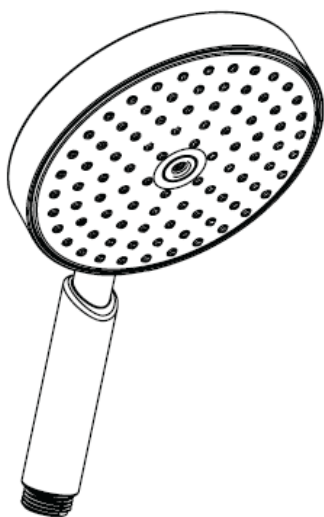


Čištění



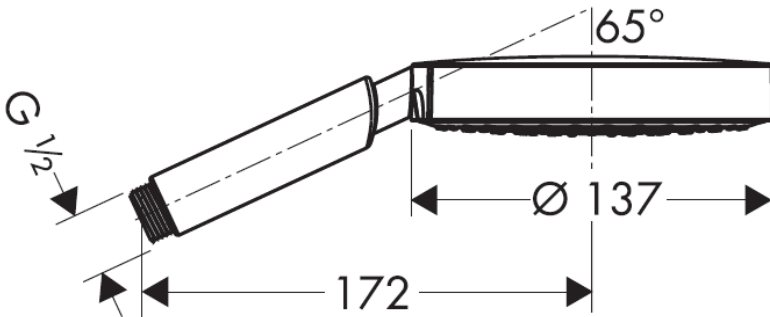
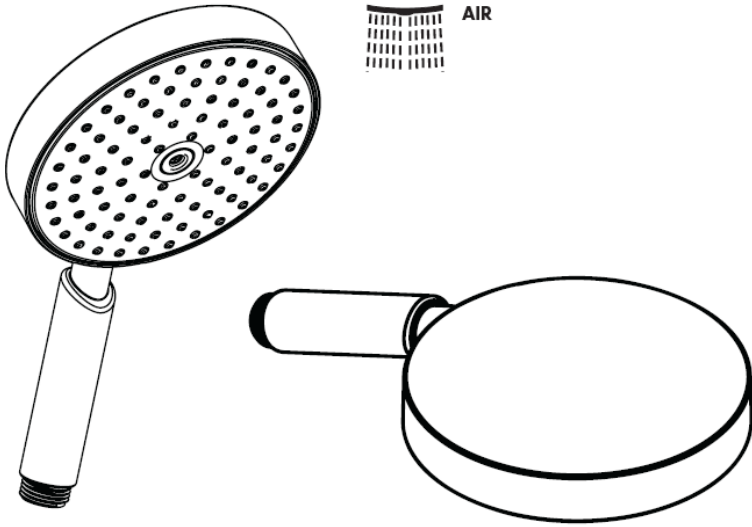
hansgrohe

组装说明



Raindance S 150 AIR
28505000

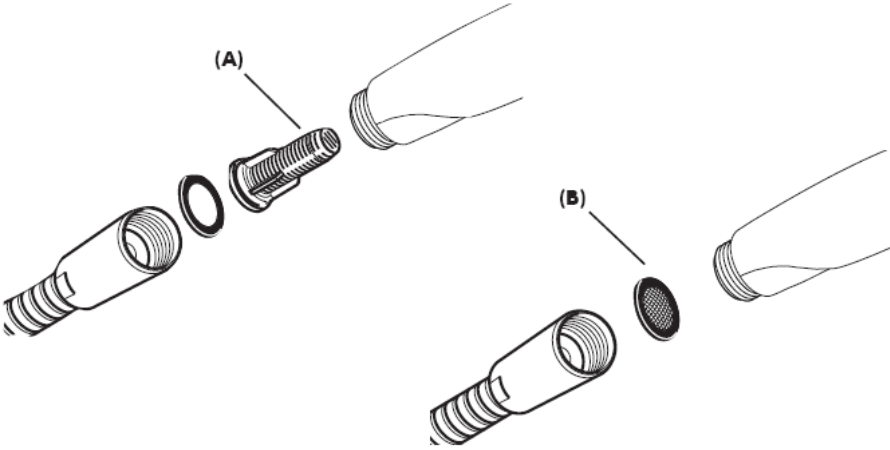
hansgrohe



技术参数

工作压强: max. 0,6 MPa
推荐工作压强: 0,1 – 0,4 MPa
热水温度: max. 60° C
(1 MPa = 10 bar = 147 PSI)

为了防止管道中的脏东西冲入花洒内，与手持花洒包装在一起的滤柱 (A) 必须安装。如果想要更大的出水量，可用滤网 (B) 代替滤柱 (A)。
 这些脏东西会影响手持花洒的功能或损坏手持花洒的功能部件，由此引起的损失汉斯格雅公司概不负责。

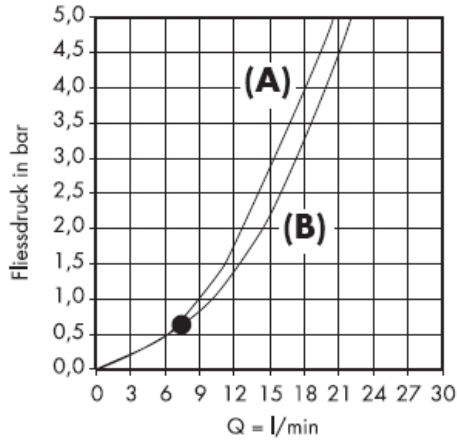


带滤柱 (A)

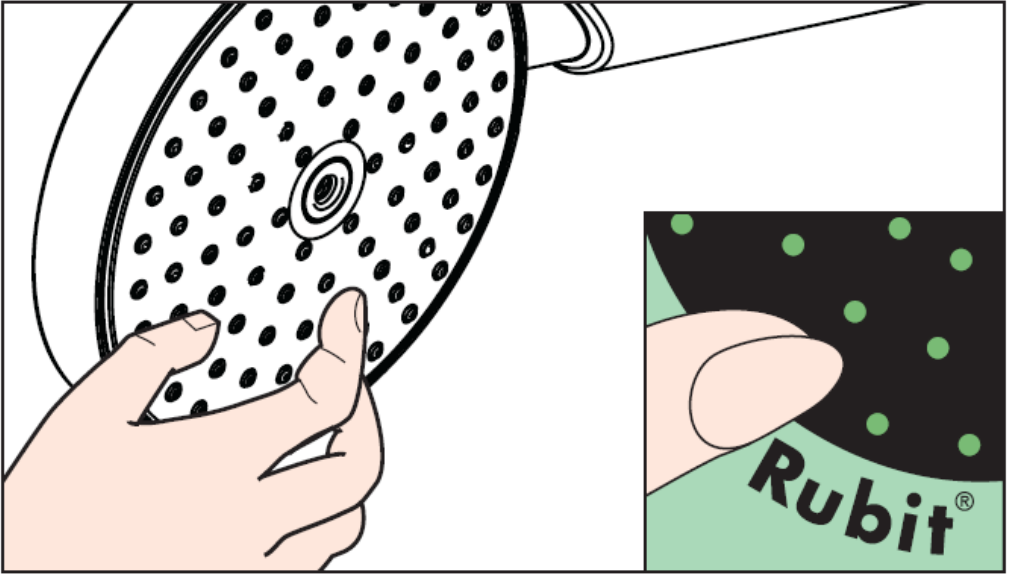
带滤网 (B)

从开始，正常功能得以保证。

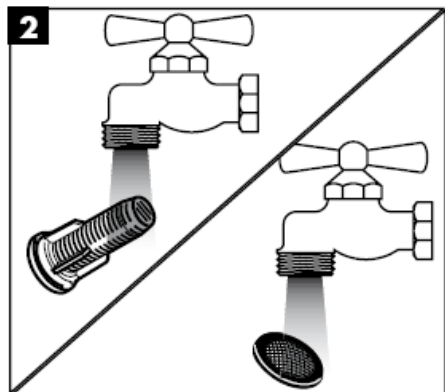
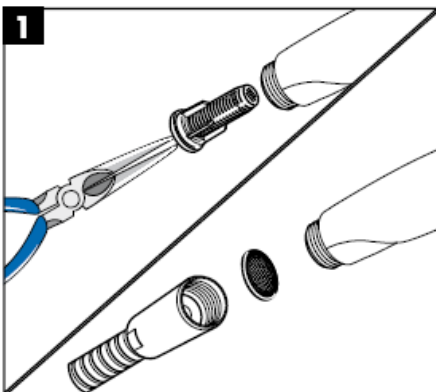
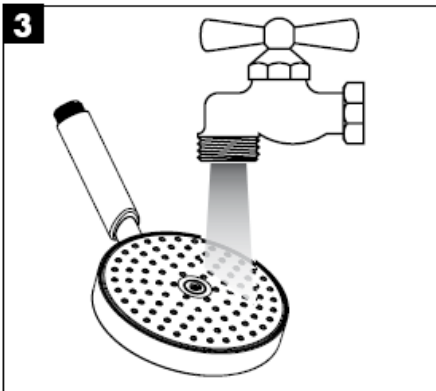
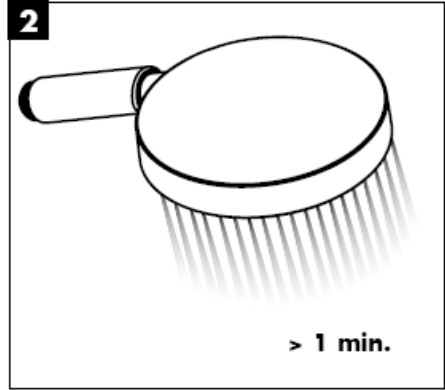
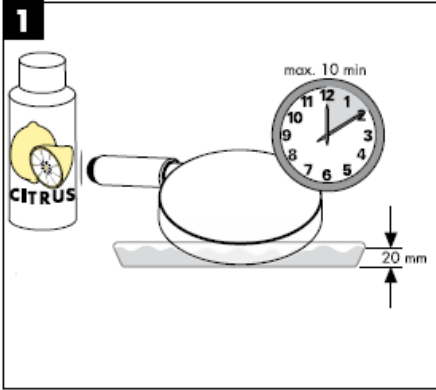
手提花洒适合热输出21 kW、最低流量7升/分钟的连续流热水器。



有了Rubit®，手工清洁功能，要去掉喷头上的水垢，只需简单地搓除即可。

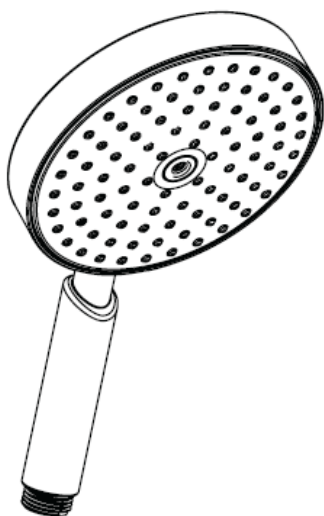


清洗



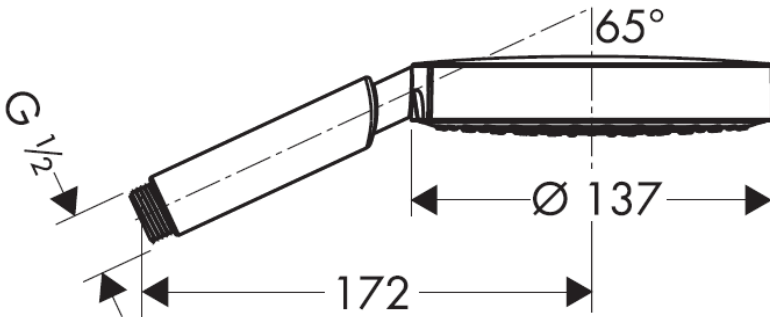
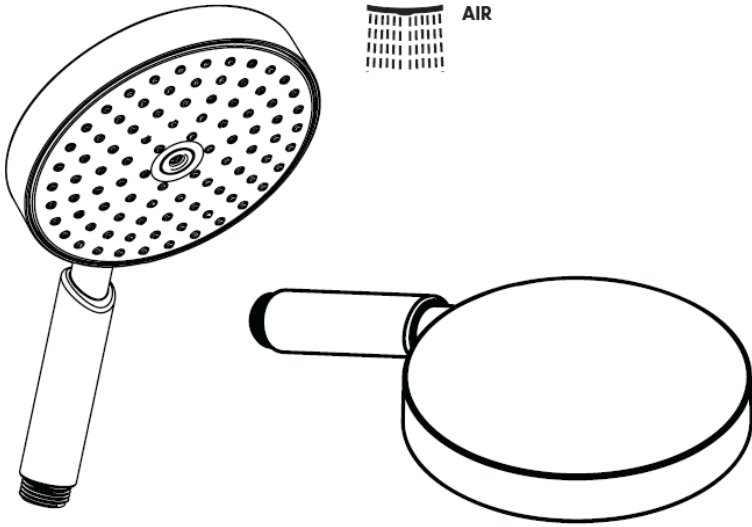
hansgrohe

Инструкция по монтажу



Raindance S 150 AIR
28505000

hansgrohe



Технические данные

Рабочее давление: max. 0,6 МПа

Рекомендуемое рабочее давление: 0,1 – 0,4 МПа

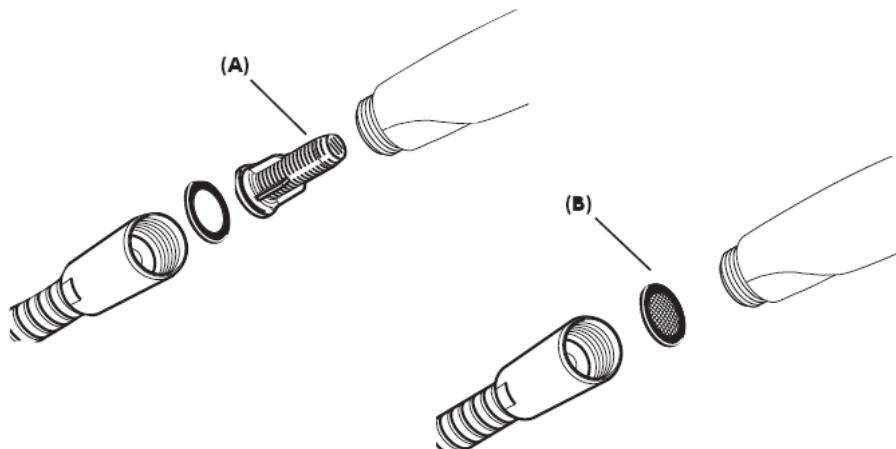
Температура горячей воды: max. 60° С

(1 МПа = 10 bar = 147 PSI)

Предустановленный фильтр (А) предназначен для обеспечения стандартного расхода воды и защиты внутренней части лейки ручного душа от содержащихся в водопроводной воде загрязнений. Если Вы желаете повысить расход воды, Вам необходимо заменить предустановленный фильтр (А) на фильтр-сеточку (В).

Содержащиеся в воде загрязнения могут попасть внутрь лейки привести к повреждениям/поломке внутреннего механизма лейки.

В этом случае покупатель теряет право на гарантию.

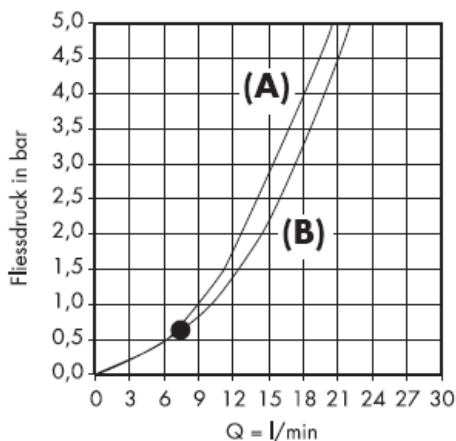


С фильтрующей вставкой (А)

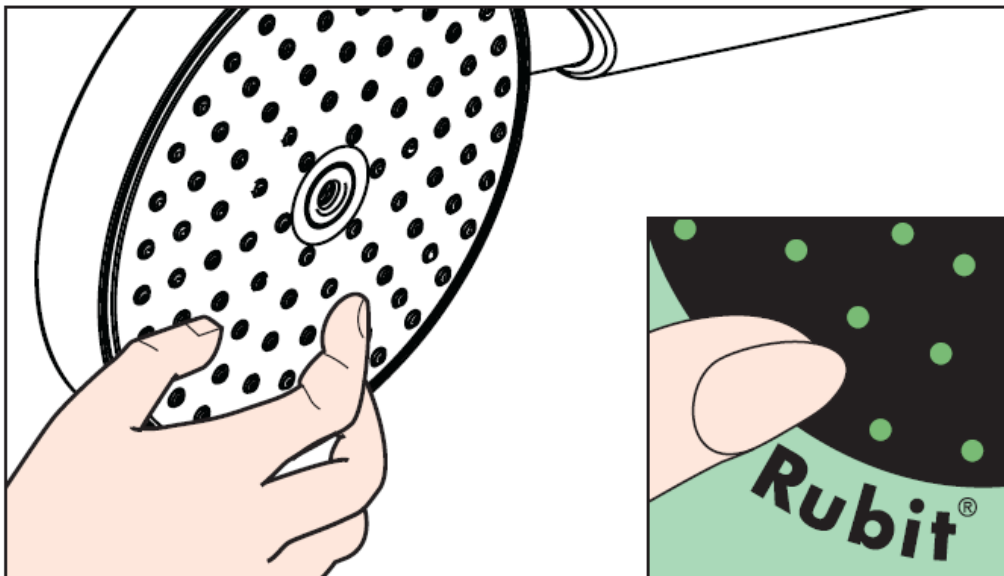
С фильтром-сеткой, содержится в упаковке.

Гарантированное функционирование при показателях выше •

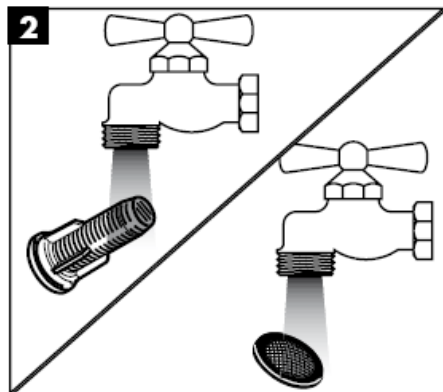
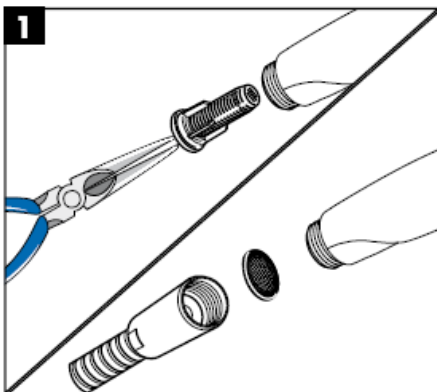
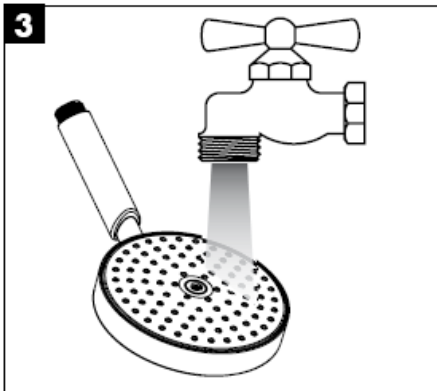
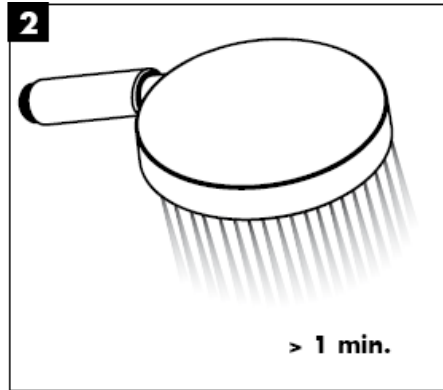
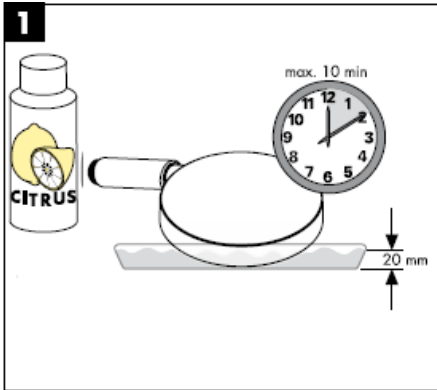
Ручной душ может использоваться с проточными водонагревателями мощностью от 21кВ и напором воды не менее 7 л/мин.



система Rubit® позволяет удалять известковые отложения, достаточно провести по эластичной поверхности аэратора пальцем, как известковые отложения будут удалены.

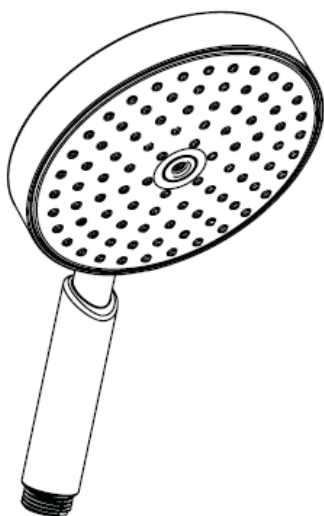


Очистка



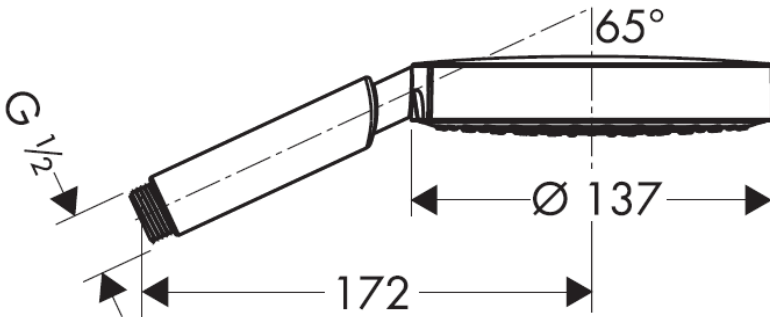
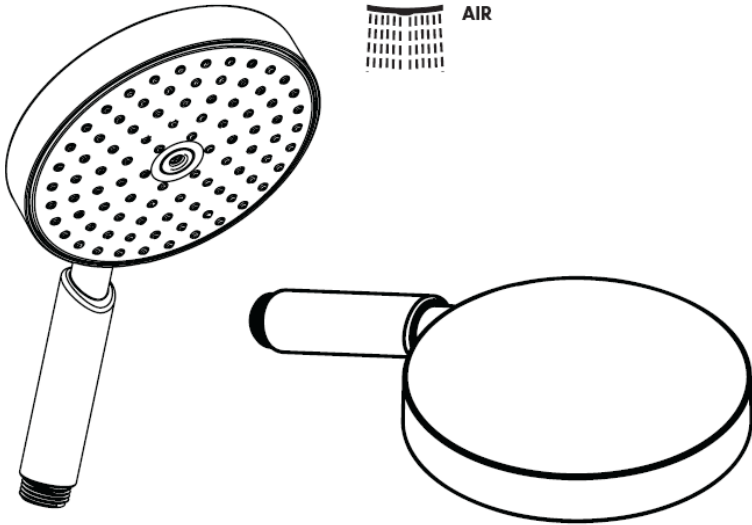
hansgrohe

Szerelési útmutató



Raindance S 150 AIR
28505000

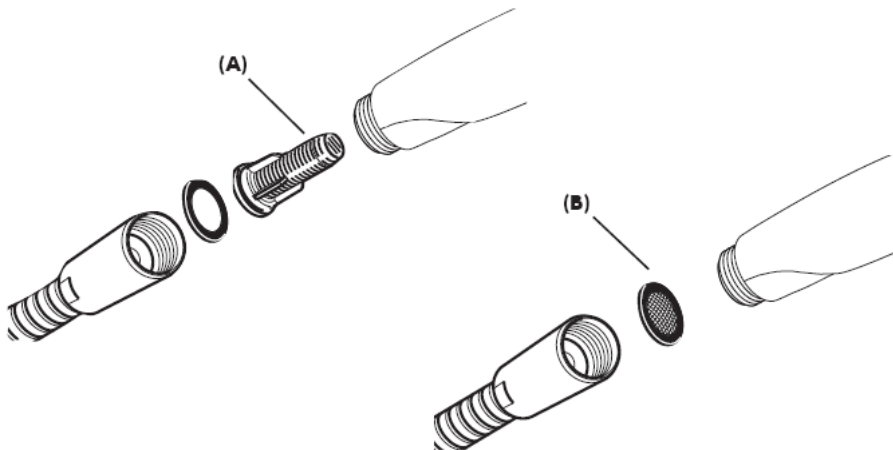
hansgrohe



Műszaki adatok

Üzemi nyomás: max. 0,6 MPa
Ajánlott üzemi nyomás: 0,1 – 0,4 MPa
Forróvíz hőmérséklet: max. 60° C
(1 MPa = 10 bar = 147 PSI)

A mellékelt szűrőbetétet (A) be kell szerelni, hogy elérjük a kézizuhany norma szerinti átfolyását, valamint, hogy elkerüljük a vezetékes hálózathoz tartozó szennyeződések zuhanyba való bekerülését. Amennyiben nagyobb átfolyási vízmennyiséget szeretnénk elérni, a szűrőbetét (A) helyett használjuk a szűrőtömítést (B). A vezetékes hálózathoz tartozó szennyeződések gátolhatják a termék működését, és/vagy megrongálhatják a zuhany működő alkatrészeit. Az ebből adódó károkért a Hansgrohe nem felel.

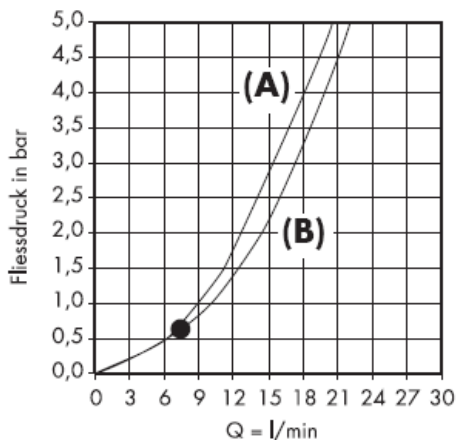


Szűrőbetéttel (A)

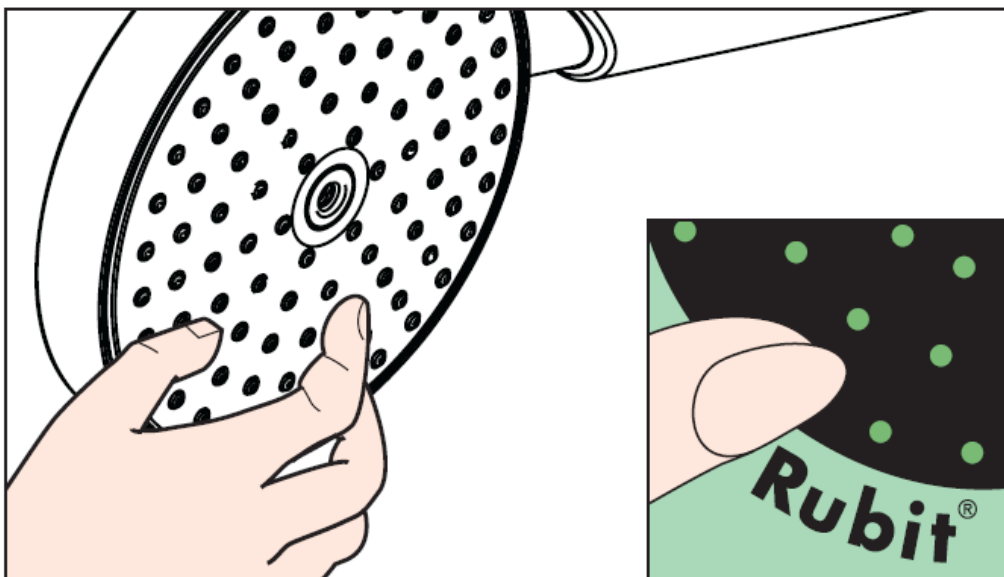
Szűrőtömítéssel (B)

A • -től működik az adott funkció.

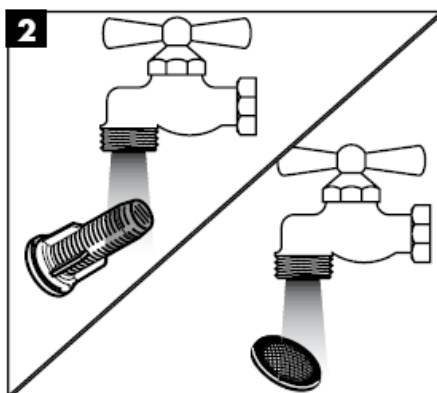
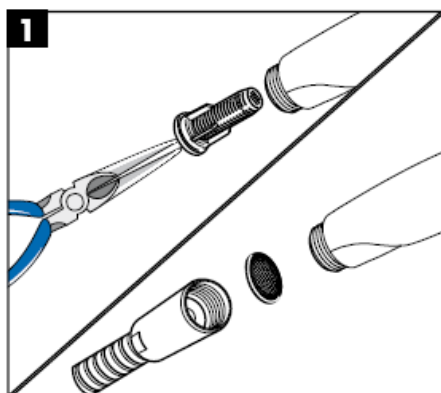
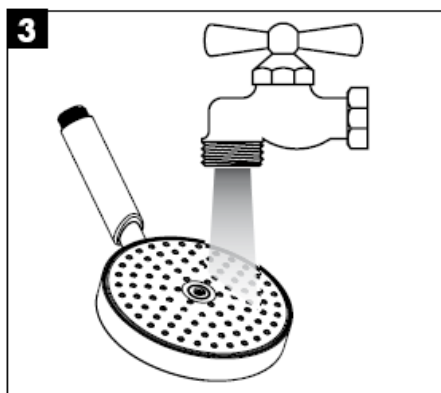
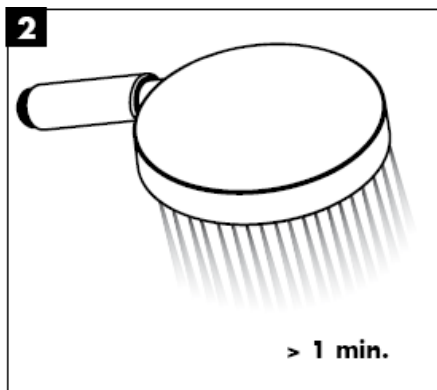
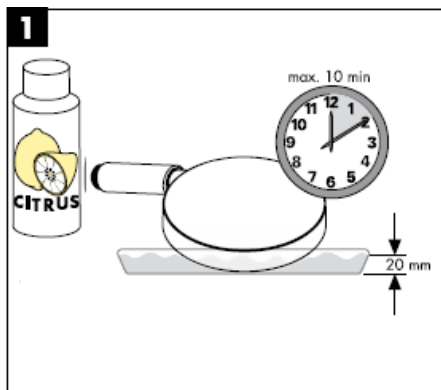
A kézizuhany átfolyós vízmelegítővel való használatra 21 kW-os teljesítménytől és 7l/perc minimális átfolyástól alkalmas.



A Rubit® manuális tisztítófunkciónak köszönhetően a vízsugárnylások egyszerű ledörzsöléssel megtisztíthatóak a vízkőtől.

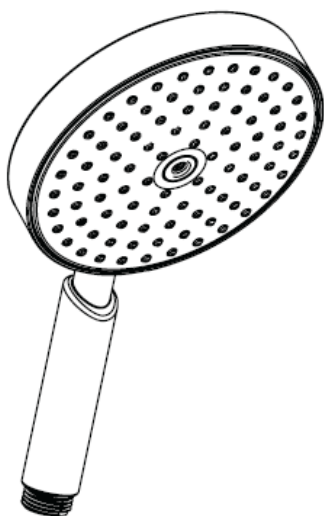


Tisztítás



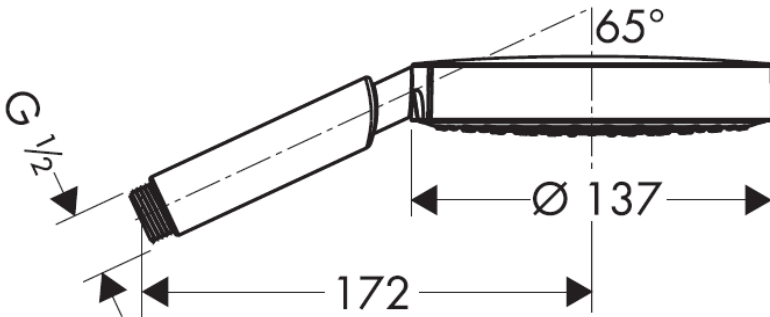
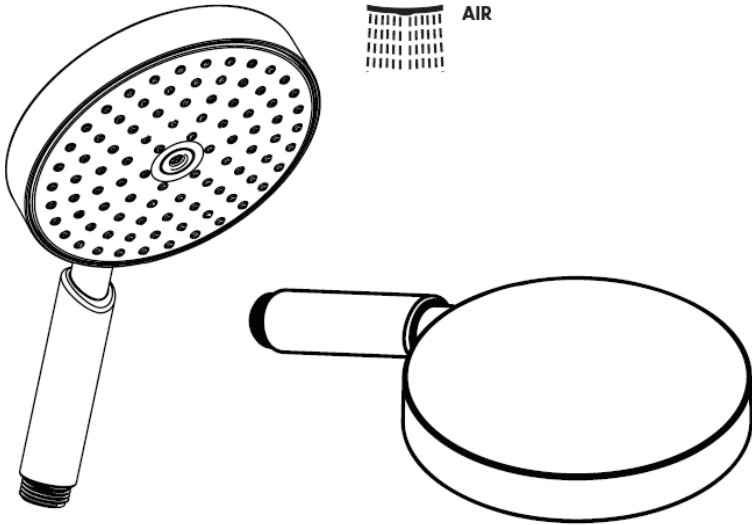
hansgrohe

Asennusohje



Raindance S 150 AIR
28505000

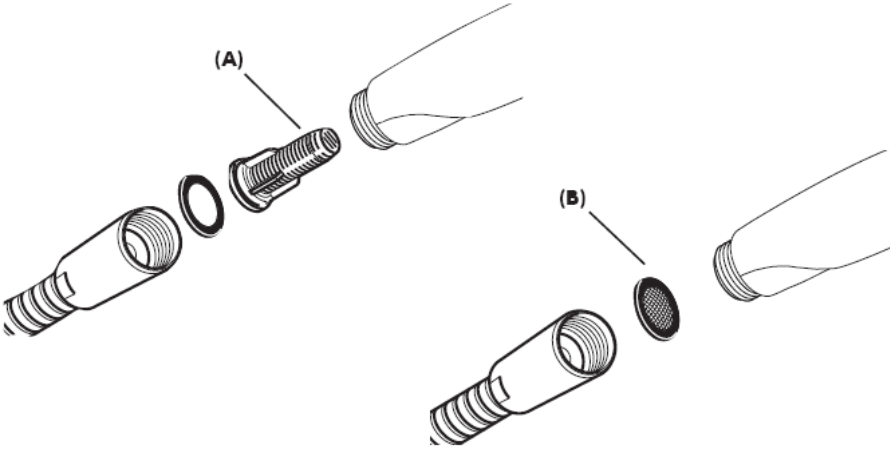
hansgrohe



Tekniset tiedot

Käyttöpaine: max. 0,6 MPa
Suositeltu käyttöpaine: 0,1 – 0,4 MPa
Kuuman veden lämpötila: max. 60° C
(1 MPa = 10 bar = 147 PSI)

Käsisiuhkun mukana toimitettu suodatinpatruuna (A) on asennettava paikalleen, jotta käsisiuhkun normaalivirtaus olisi taattuna ja, jotta lian huuhtoutuminen vesijohtoverkostosta käsisiuhkuun estyy. Jos halutaan suurempaa vesimäärää, suodatinpatruunan (A) tilalle voidaan asentaa sihtitiiviste (B). Huuhtoutuvat likahiukkaset voivat häiritä suihkun toimintaa tai vahingoittaa toimintaosia, Hansgrohe ei vastaa tästä aiheutuneista vahingoista.

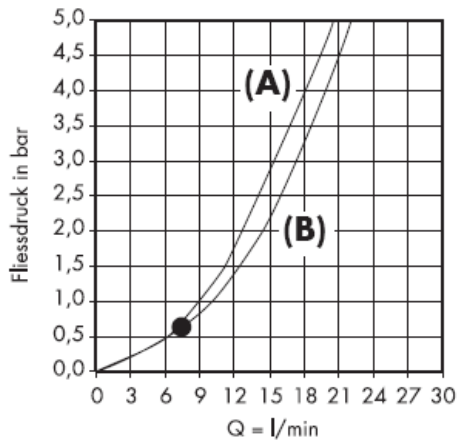


Suodatinpanoksella (A)

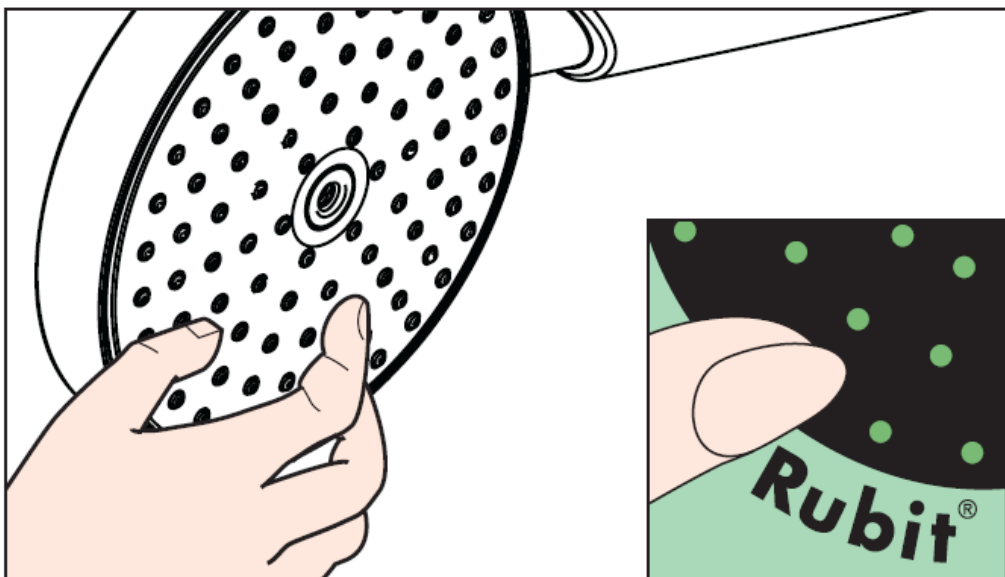
Sihtitiivisteellä (B)

Tämä toiminta on taattuna •
alkaen.

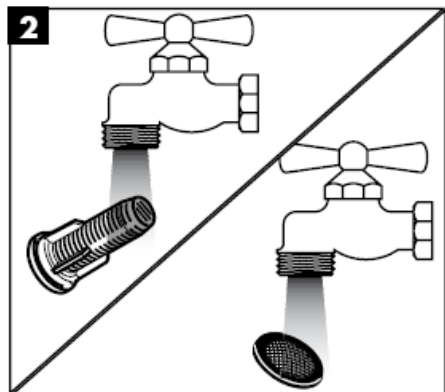
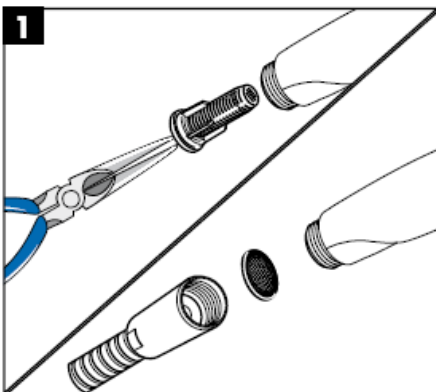
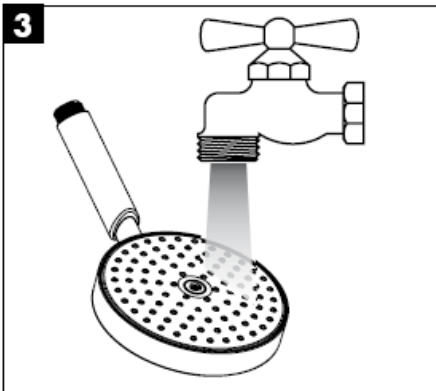
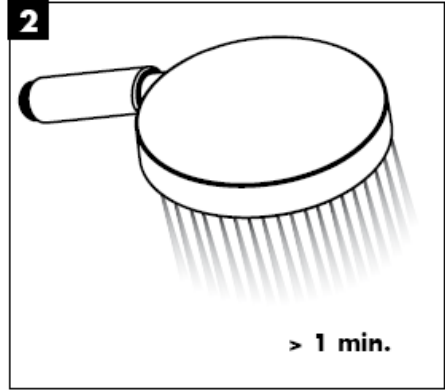
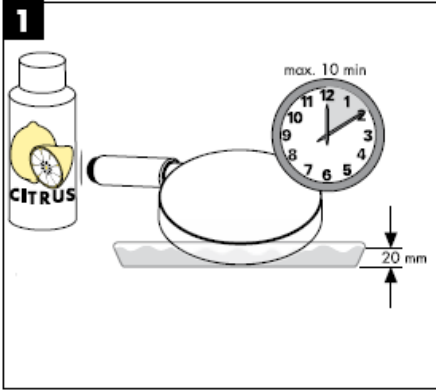
Käsisiuhku soveltuu
käytettäväksi sellaisen
läpivirtauskuumentimen
yhteydessä, jonka teho on
vähintään 21 kW ja
läpivirtausmäärä vähintään
7 l/min.



Rubit® –käsitoiminen kalkinpoistojärjestelmä on helppo käyttää: hiero sormella ja vedentulo on taas esteetön.

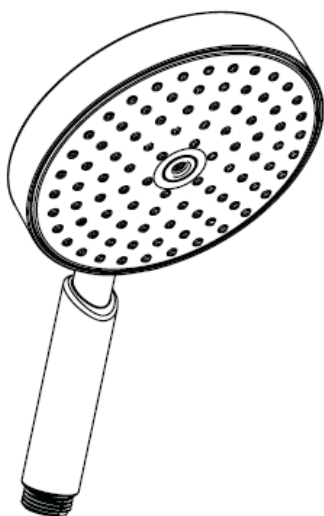


Puhdistus



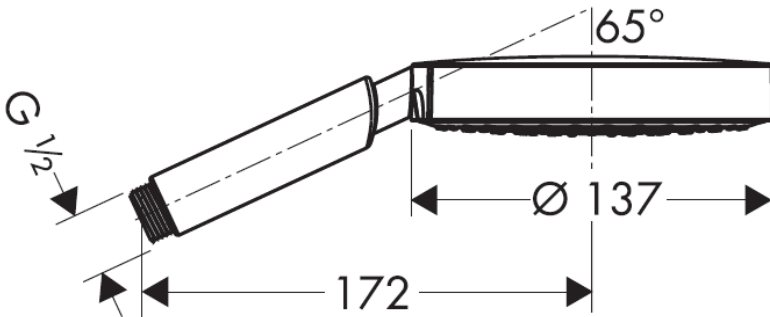
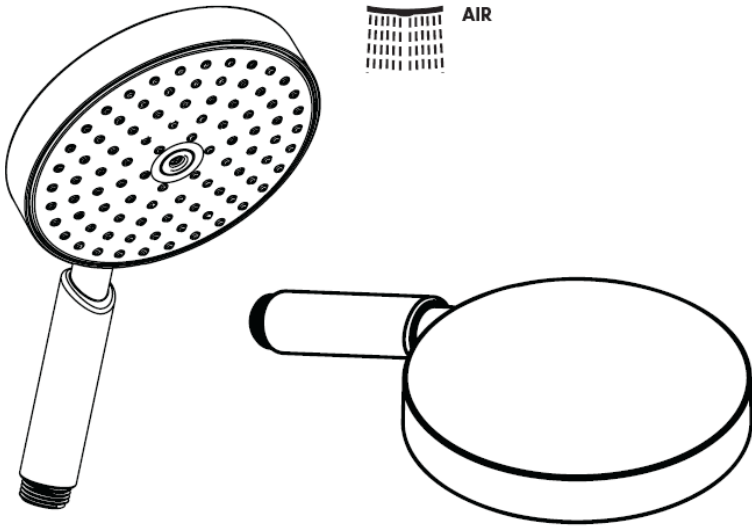
hansgrohe

Monteringsanvisning



Raindance S 150 AIR
28505000

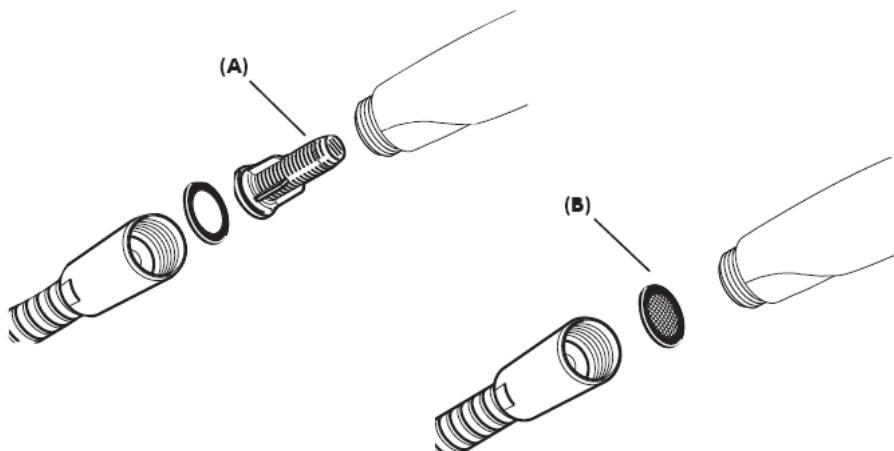
hansgrohe



Tekniska data

Driftstryck: max. 0,6 MPa
Rek. driftstryck: 0,1 – 0,4 MPa
Varmvattentemperatur: max. 60° C
(1 MPa = 10 bar = 147 PSI)

Filterinsatsen (A) som följer med måste monteras om normalflödet hos handduschen ska vara garanterat och för att undvika att smuts spolas in från ledningsnätet. Önskas kraftigare vattenflöde måste silpackningen (B) användas istället för filterinsatsen (A). Smuts som spolas in kan påverka funktionerna och/eller leda till skador på funktionsdelar i handduschen. Hansgrohe fränsäger sig allt ansvar för skador som kan härledas till detta.

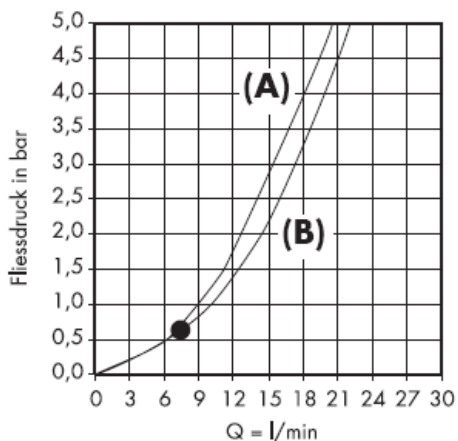


Med filterinsats (A)

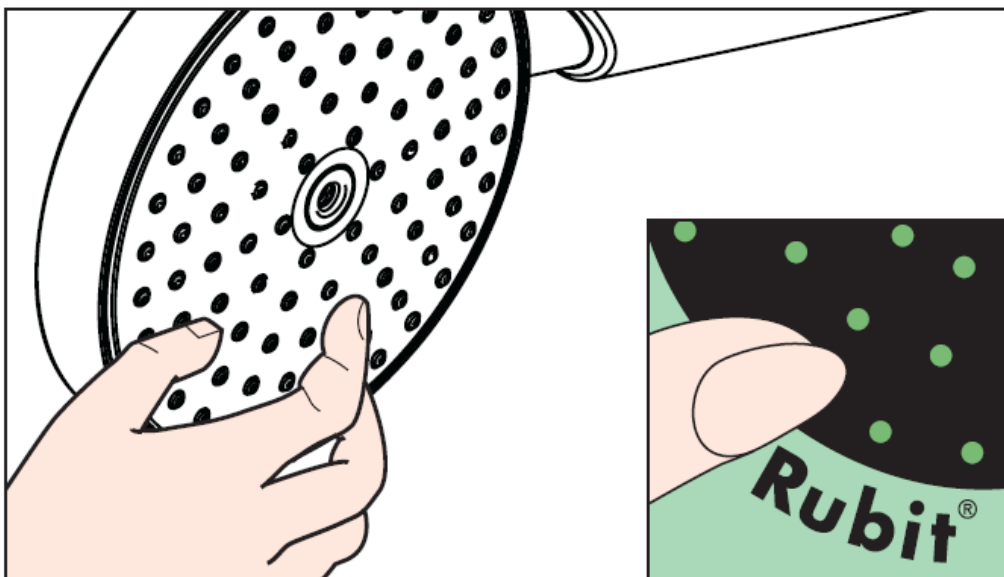
Med silpackning (B)

Från • garanteras funktionen.

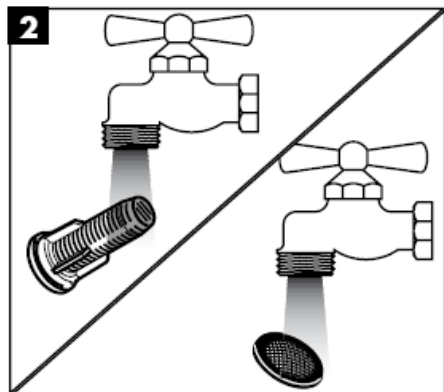
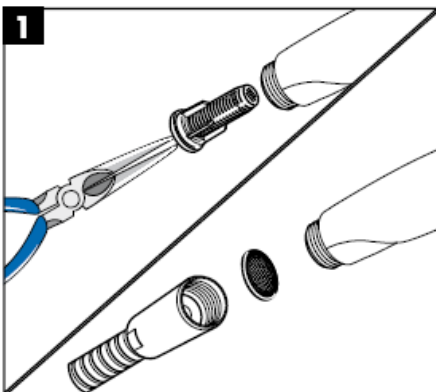
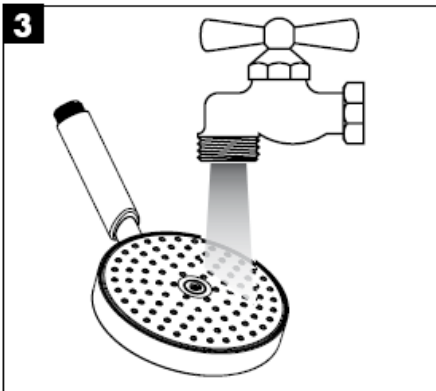
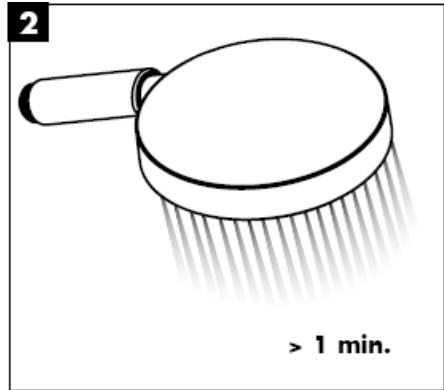
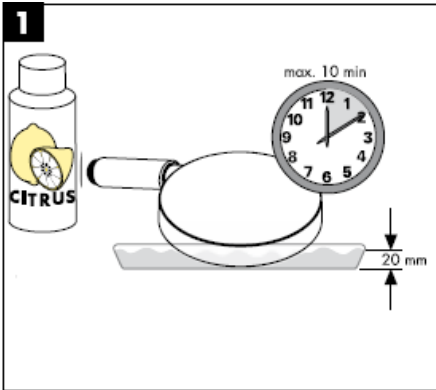
Handduschen är avsedd för användning med vattenberedare som har en effekt från 21 kW och ett minsta genomflöde på 7 l/min.



Med Rubit®, den manuella rengöringsfunktionen, är det lätt att befria strålkanelerna från kalk - de ska bar gnuggas.

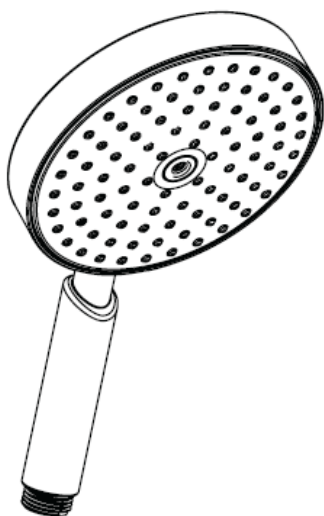


Rengöring



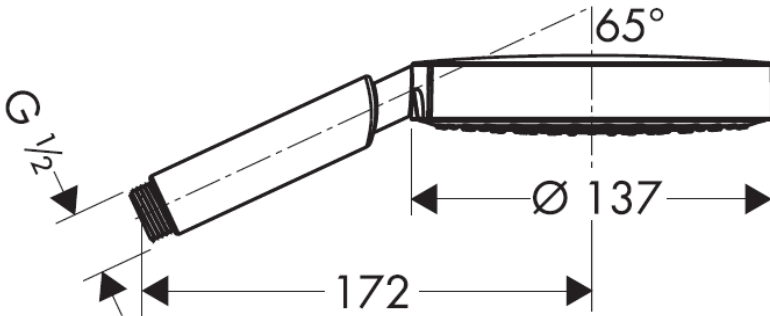
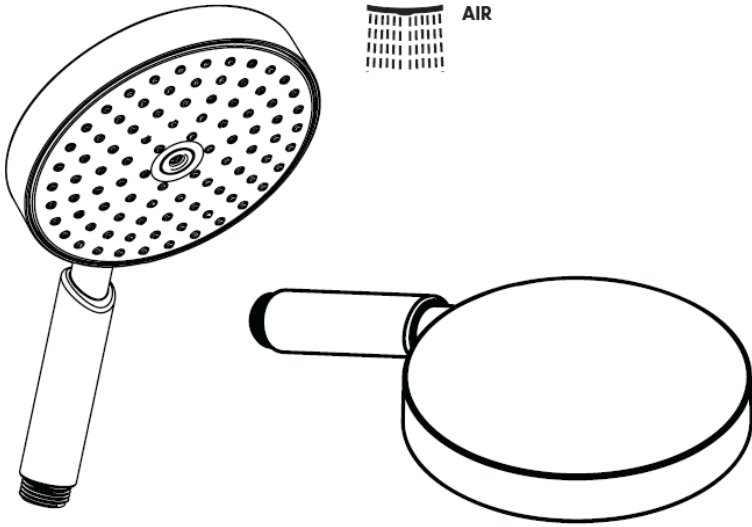
hansgrohe

Montavimo instrukcijos



Raindance S 150 AIR
28505000

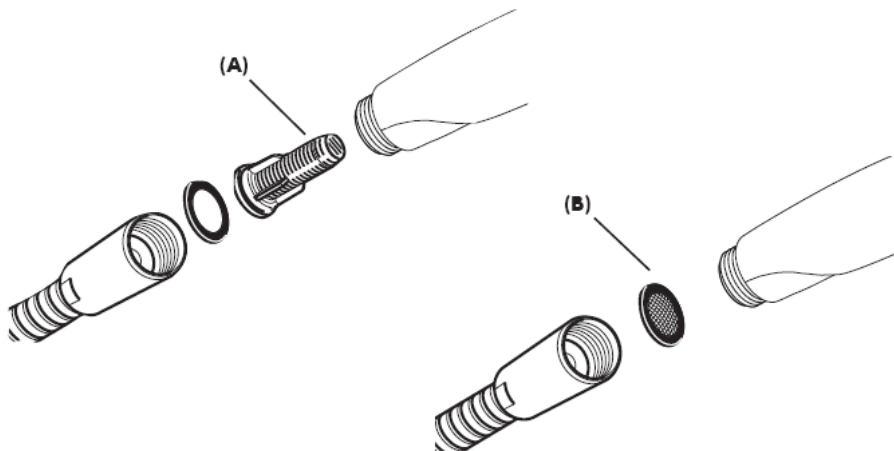
hansgrohe



Techniniai duomenys

Darbinis slėgis: max. 0,6 MPa
Rekomenduojamas slėgis: 0,1 – 0,4 MPa
Karšto vandens temperatūra: max. 60° C
(1 MPa = 10 barų = 147 PSI)

Filtru (A), kuris yra rankų dušas pakuotėje, privalo būti įstatytas, kad būtų garantuota vandens pralaidumo norma ir apsauga nuo nešvarumų. Jei reikia didesnio vandens pralaidumo, vietoje filtro (A) įstatykite sietelį (B). Nešvarumai gali pakenkti rankų dušas funkcionalumui ir (arba) sugadinti rankų dušas funkcines dalis. Tokiu atveju "Hansgrohe" atsakomybės neprisiima.

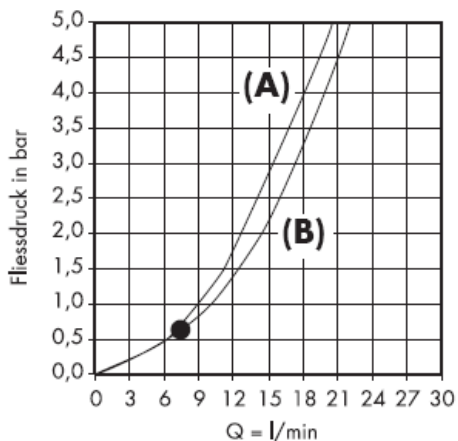


Su filtru (A)

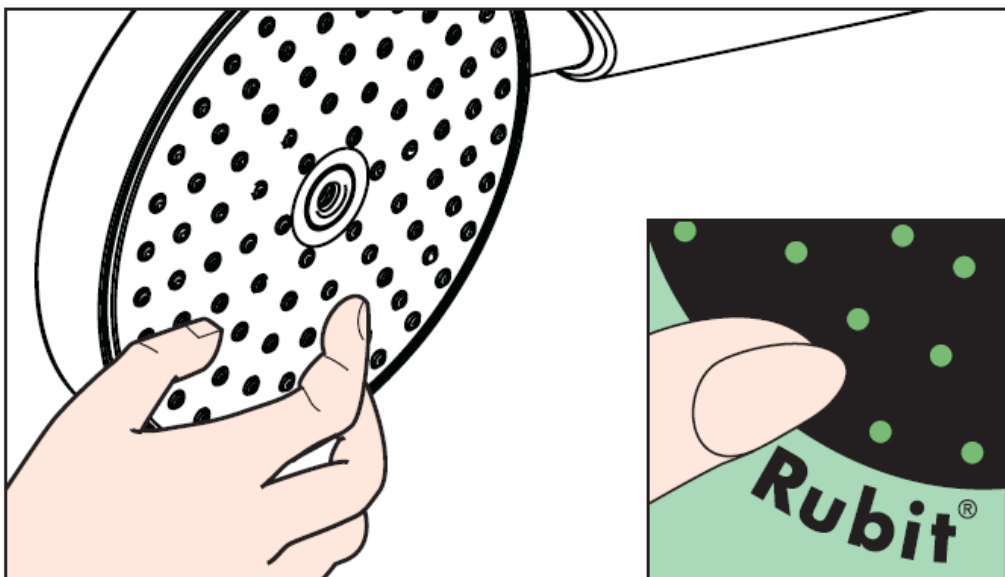
Su sieteliu (B)

Nuo • funkcionavimas
garantuotas

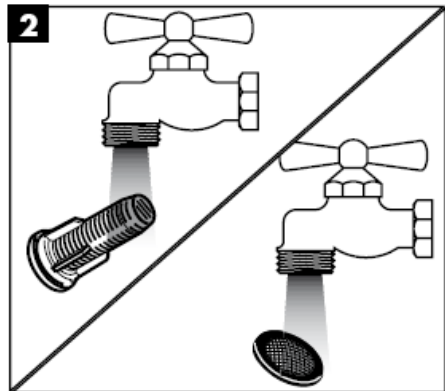
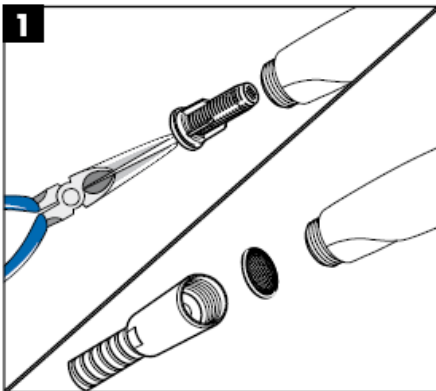
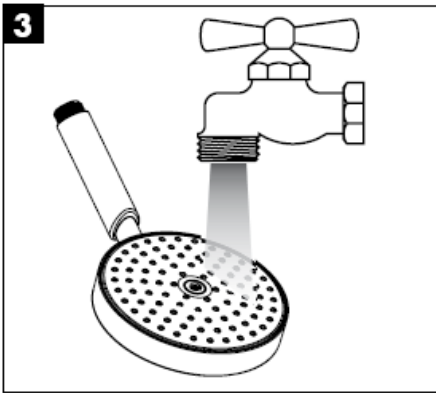
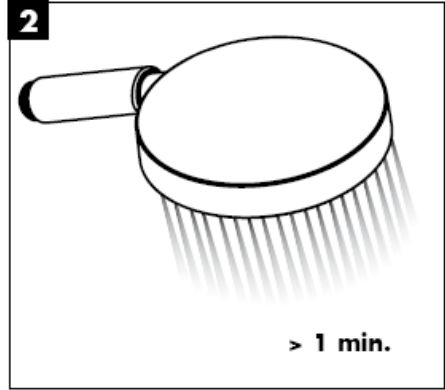
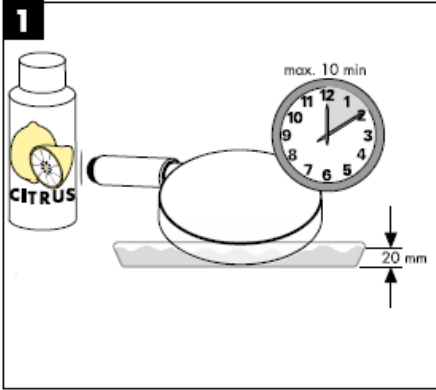
Dušo galvutė pritaikyta momentiniam vandens šildikliui nuo 21 kW su ne mažesniu kaip 7 l/min vandens pralaidumu.



"Rubit®" valymo funkcija apsaugo nuo apkalkėjimo. Užtenka pirštu nubraukti atsiradusius nešvarumus nuo srovės angų.

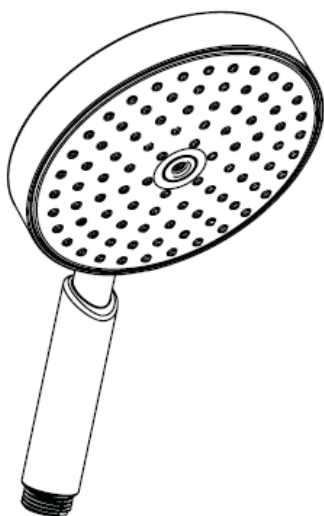


Valymas



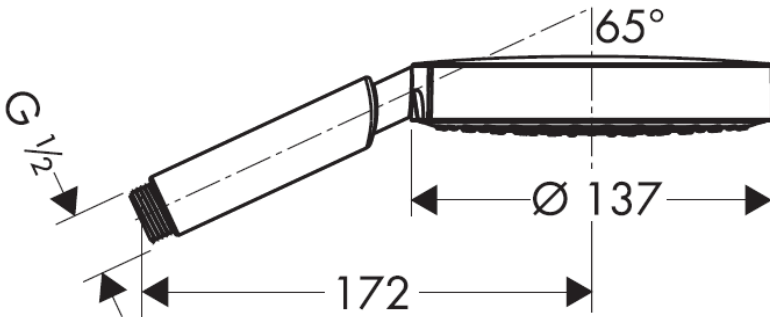
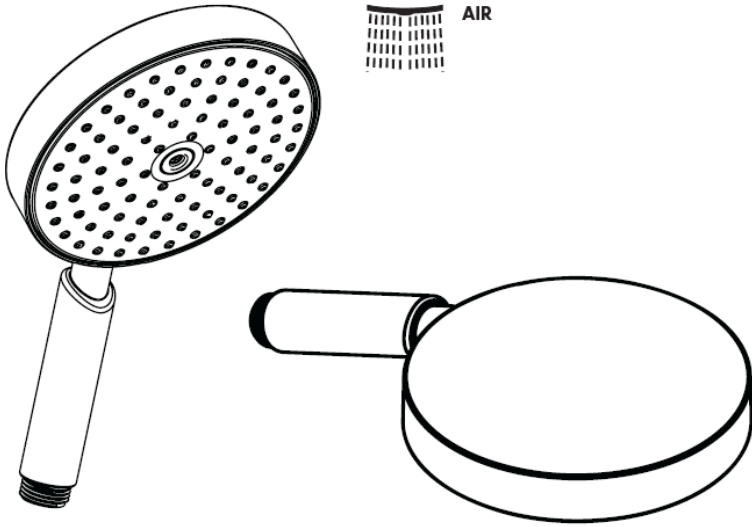
hansgrohe

Uputstva za instalaciju



Raindance S 150 AIR
28505000

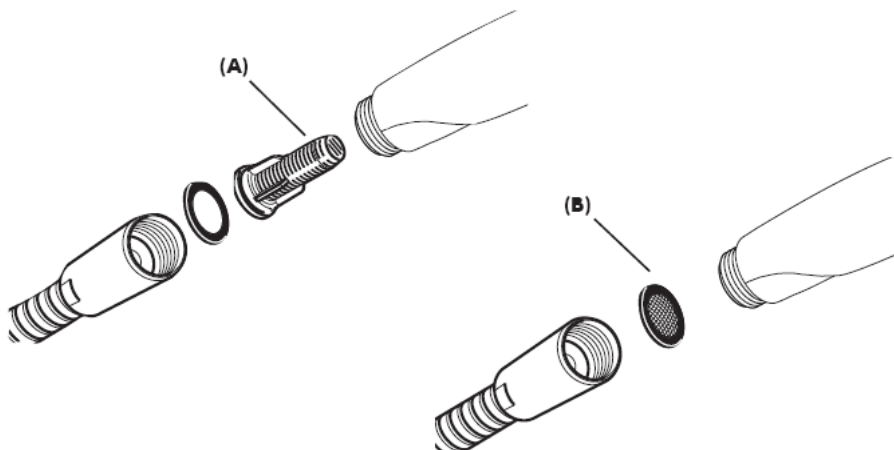
hansgrohe



Tehnički podatci

Najveći dopušteni tlak: max. 0,6 MPa
Preporučeni tlak: 0,1 – 0,4 MPa
Temperatura vruće vode: max. 60° C
(1 MPa = 10 bar = 147 PSI)

Filter (A) potrebno je ugraditi kako bi se regulirao protok vode i smanjio prolazak prljavštine. Ako želite jači protok vode umjesto filtera ugradite rešetku (B). Za eventualna oštećenja uzrokovana prljavštinom proizvođač Hansgrohe nije odgovoran.

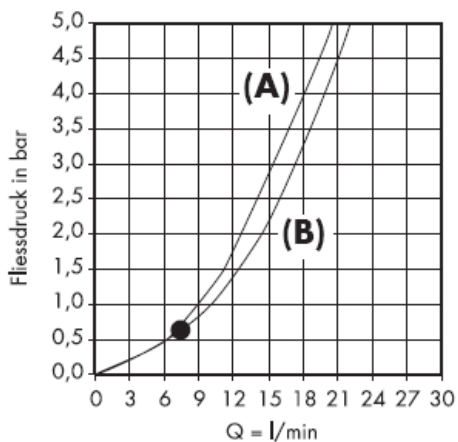


Sa filterom (A)

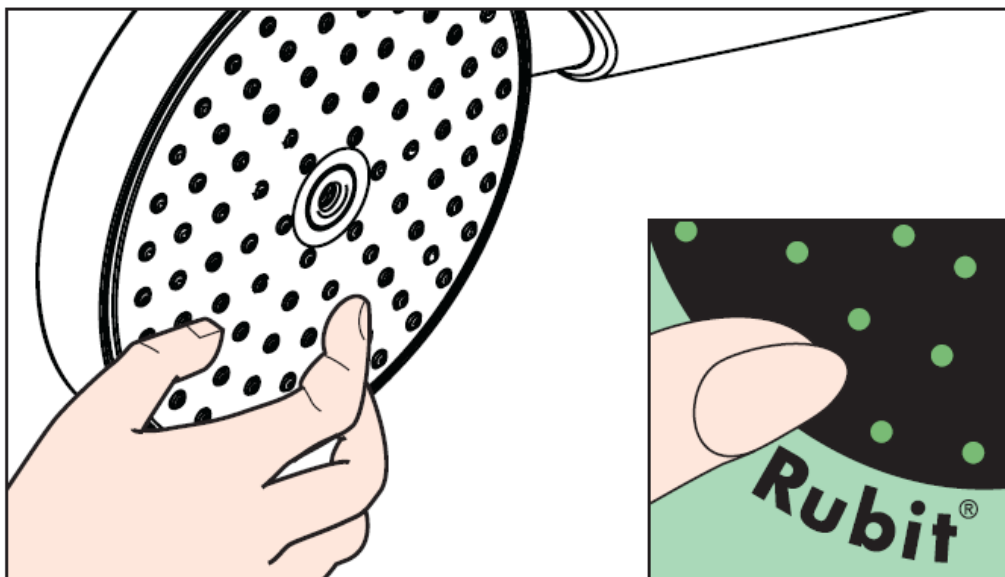
Sa rešetkastim filterom (B)

Zajamčena funkcija od •
naviše

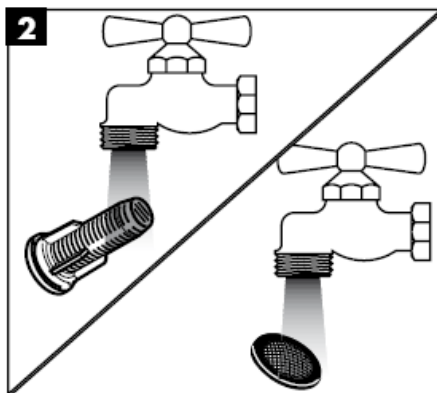
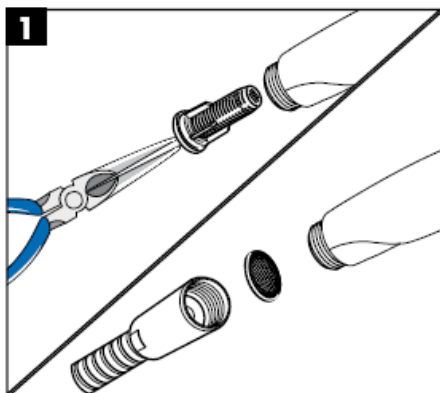
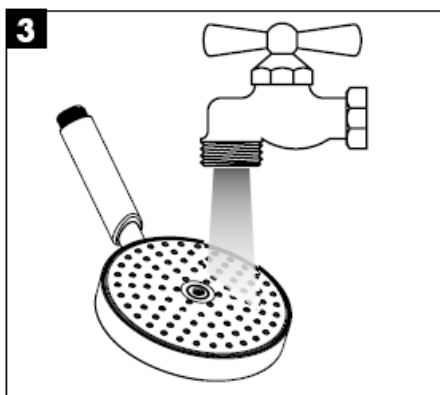
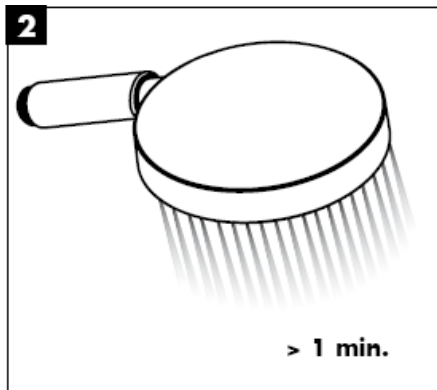
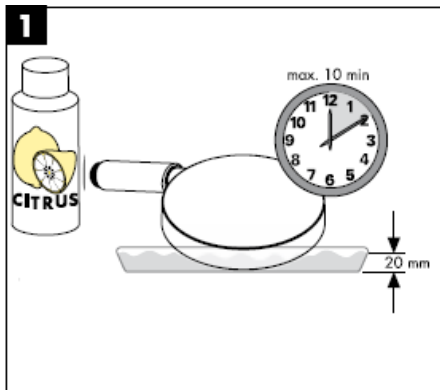
Ručni tuš možete koristiti uz
protočni bojler od 21 kW te
uz minimalni protok od 7
litara u minuti



Rubit® - ručni sustav za čišćenje omogućuje jednostavnim trljanjem odstranjivanje kamenca sa rupica prskalice tuša.

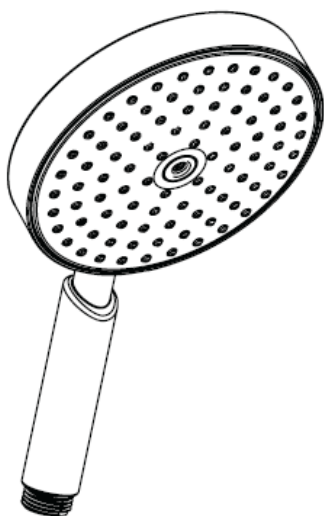


Čišćenje



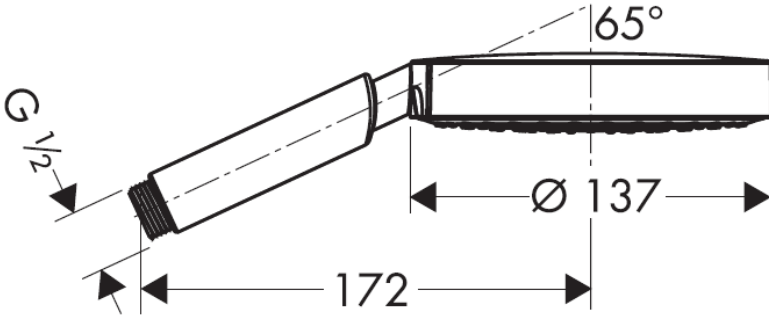
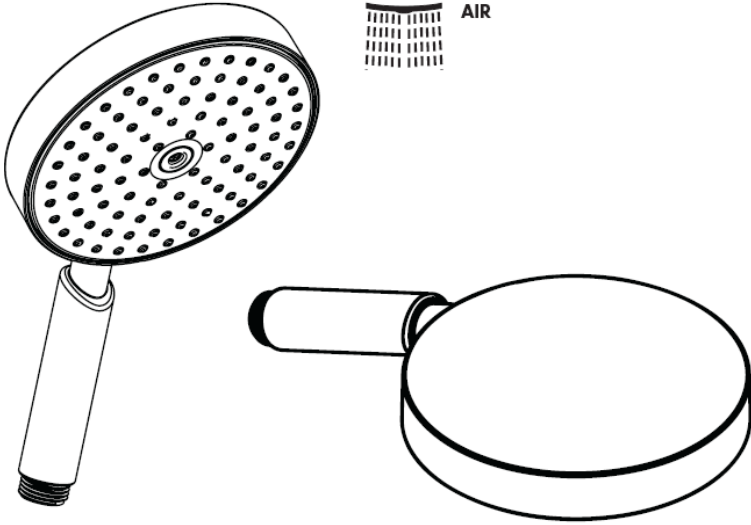
hansgrohe

Montaj kılavuzu



Raindance S 150 AIR
28505000

hansgrohe



Teknik bilgiler

İşletme basıncı: max. 0,6 MPa

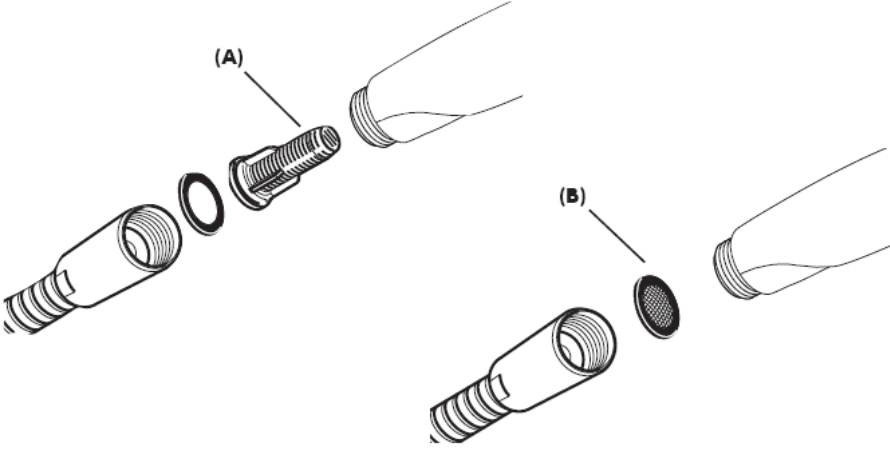
Tavsiye edilen işletme basıncı: 0,1 – 0,4

MPa

Sıcak su sıcaklığı: max. 60° C

(1 MPa = 10 bar = 147 PSI)

El duşunun norm debisini saęlamak ve Őebekeden kir gelmesini önlemek için, ekteki filtre adaptörü (A) takılmalıdır. Daha büyük bir su debisi istenirse, filtre adaptörünün (A) yerine bir süzgeç contası (B) takılmalıdır. Őebekeden gelen kirler çalışmayı etkileyebilir ve/veya el duşundaki fonksiyon parçalarının zarar görmesine neden olabilir; bu nedenle oluşan hasarlar için Hansgrohe hiçbir sorumluluk üstlenmez.

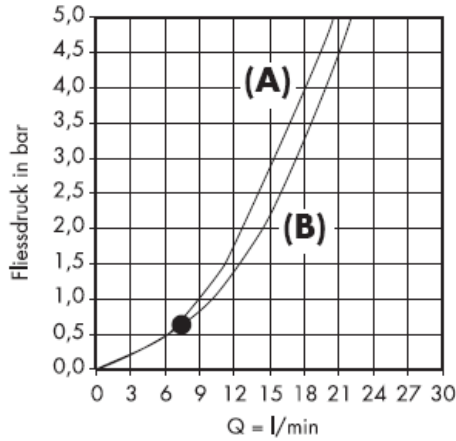


Filtre adaptörlü (A)

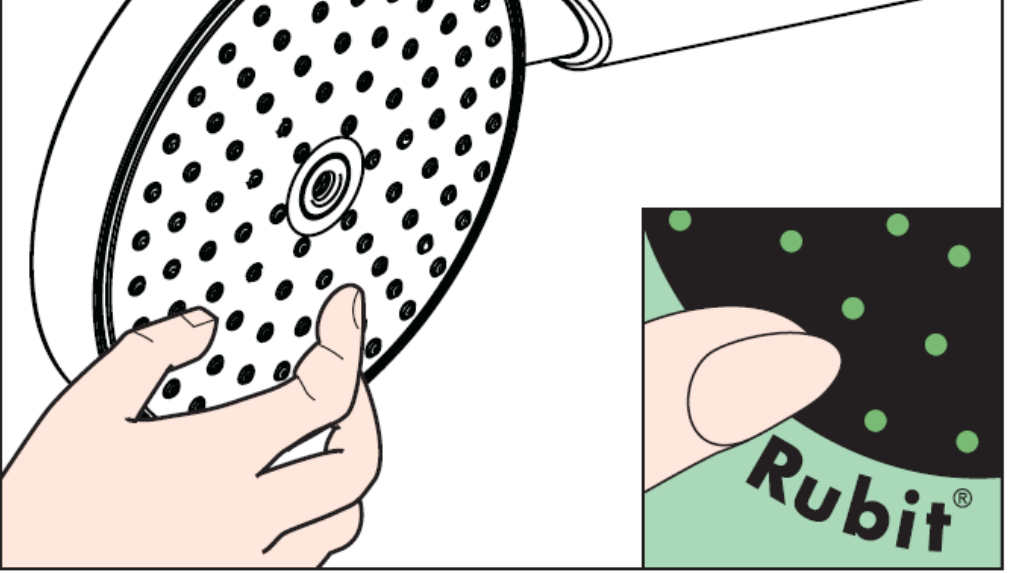
Süzgeç contalı (B)

•'den itibaren fonksiyon garanti edilmiştir.

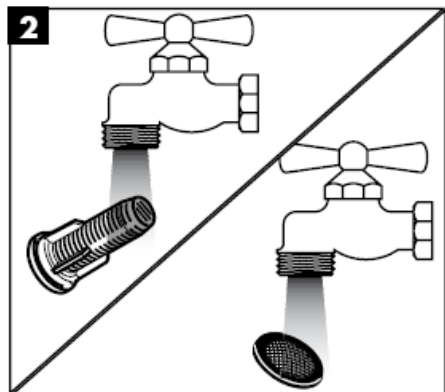
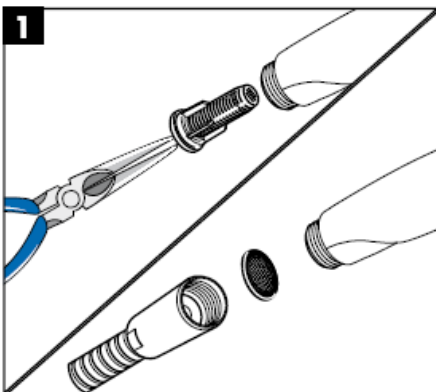
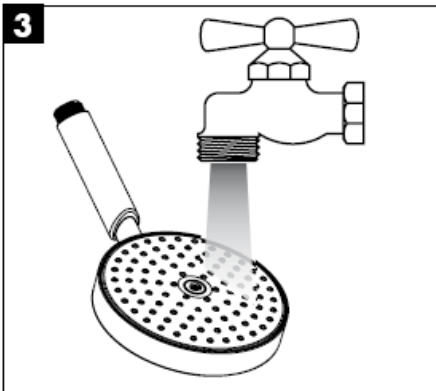
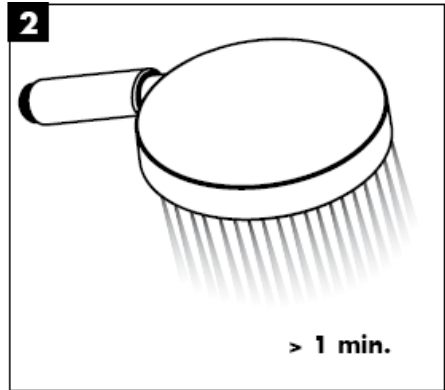
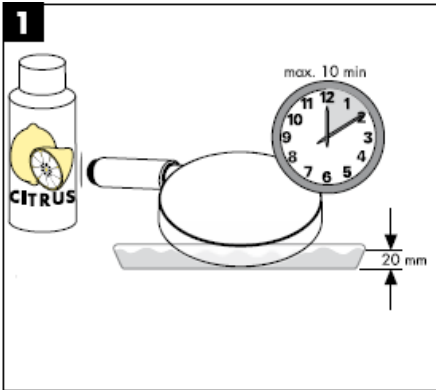
El duşu, 21 kW güçten ve 7 l/dk minimum debiden itibaren Őofbenlerle kullanım için uygundur.



Rubit®, üründe bulunan bir temizleme fonksiyonudur. Basit bir ovuşturma ile sprey modüllerdeki kireci çözer.

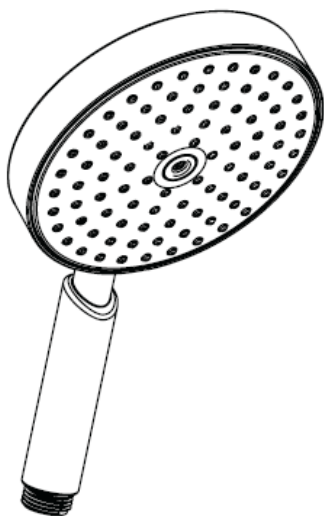


Temizleme



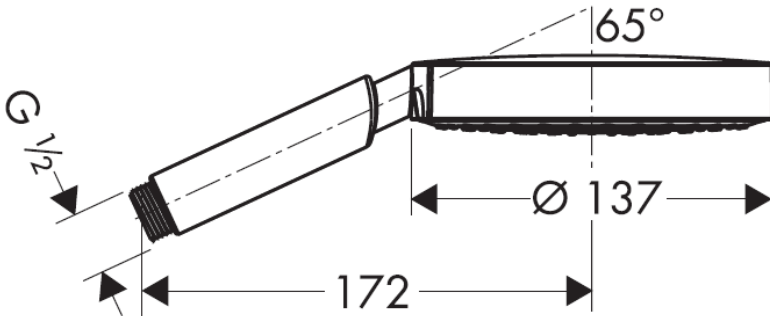
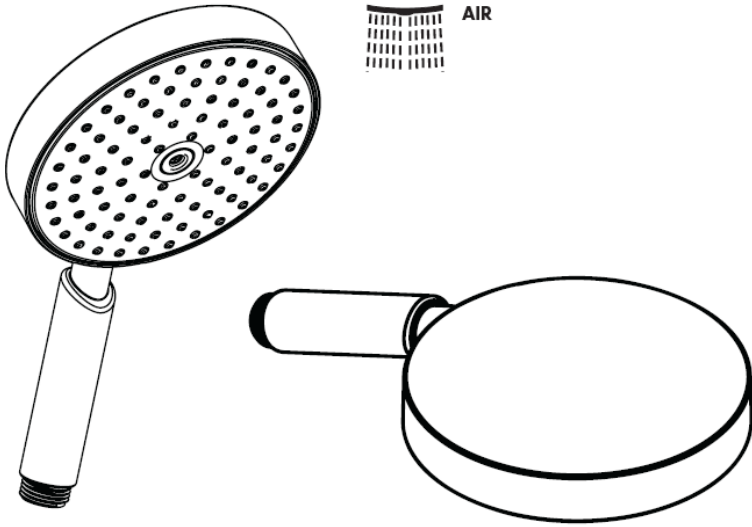
hansgrohe

Instrucțiuni de montare



Raindance S 150 AIR
28505000

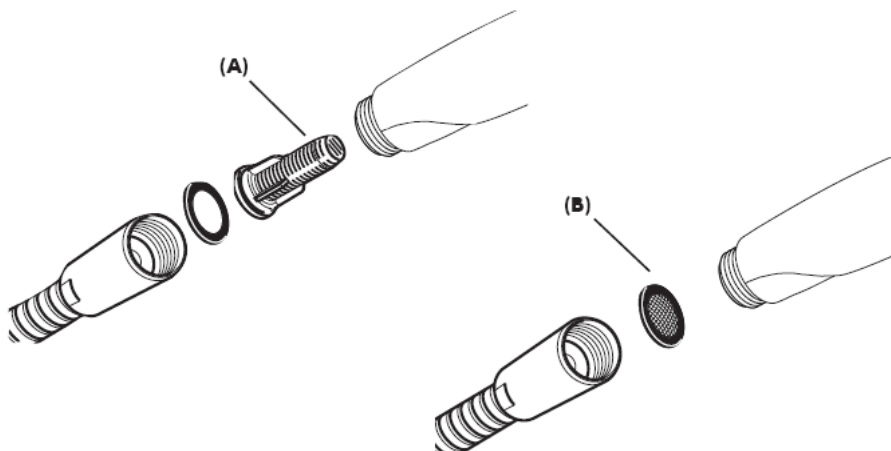
hansgrohe



Date tehnice

Presiune de funcționare: max. 0,6 MPa
Presiune de funcționare recomandată: 0,1 – 0,4 MPa
Temperatura apei calde: max. 60° C
(1 MPa = 10 bar = 147 PSI)

Montați garnitura de filtru (A) livrată cu aparatul pentru asigurarea funcționării corespunzătoare a dușului de mână și pentru evitarea pătrunderii impurităților din rețeaua de apă. Dacă doriți un debit mai mare de apă, montați garnitura sită (B) în locul garniturii de filtru (A). Impuritățile pătrunse pot influența funcționarea dușului de mână și/sau deteriora componentele acestuia, garanția nu acoperă daunele provocate din această cauză.

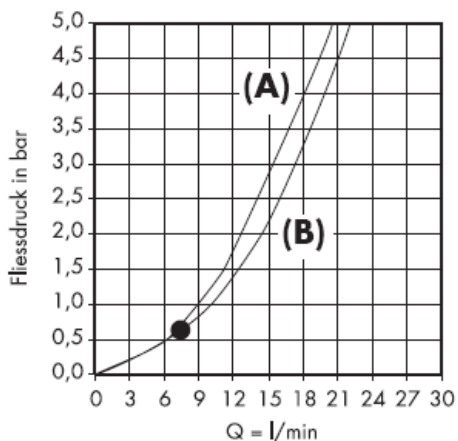


Cu garnitură de filtru (A)

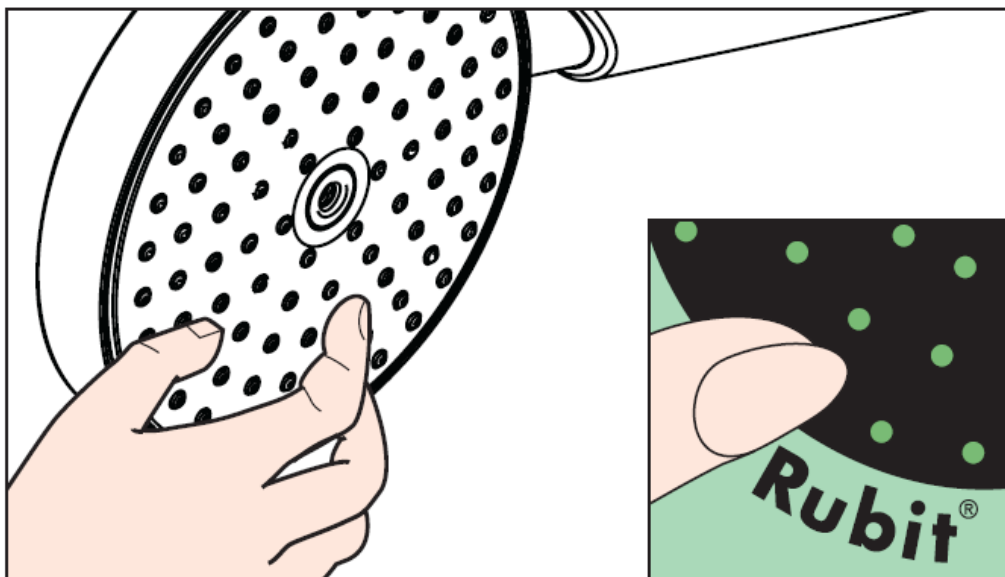
Cu garnitură de filtru (B)

Începând de la •
funcționarea este
garantată.

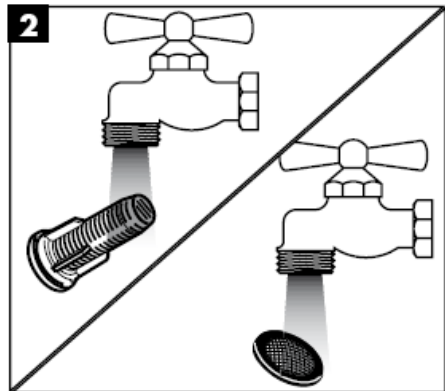
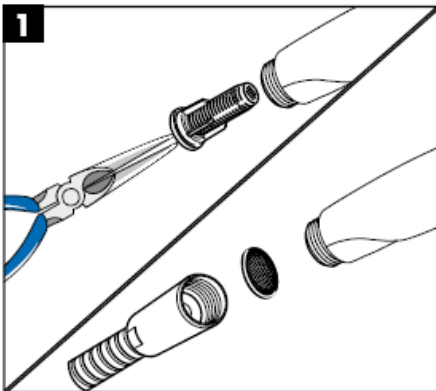
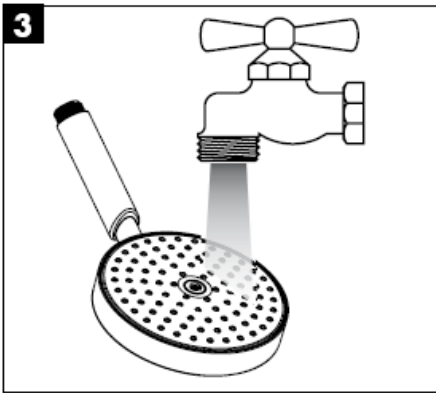
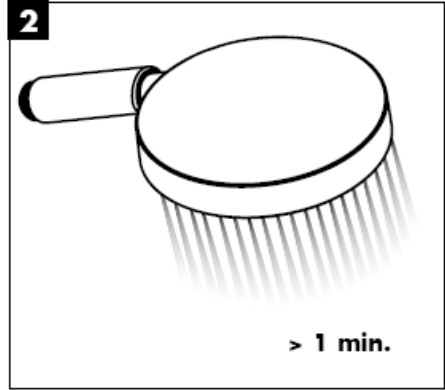
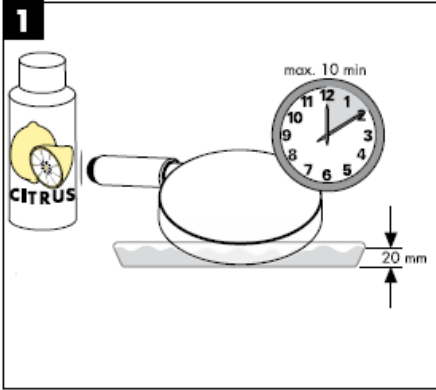
Dușul de mână poate fi
utilizat cu boiler instant de o
putere de peste 21 kW și
un debit de min. 7 l/min.



Cu ajutorul sistemului Rubit® puteți să îndepărtați depunerile de calcar de pe diferitele duze de jet de apă prin frecare.

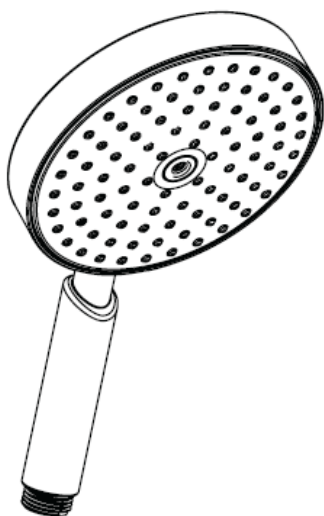


Curățare



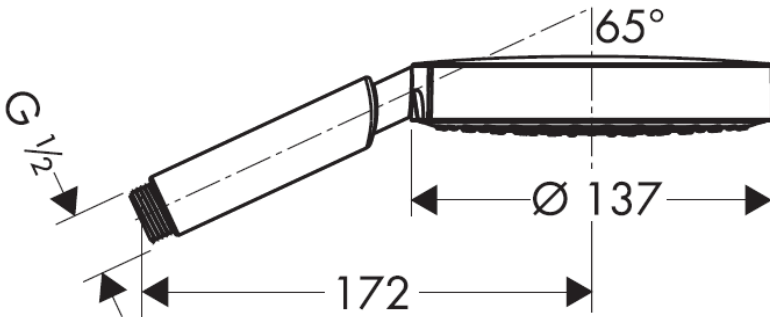
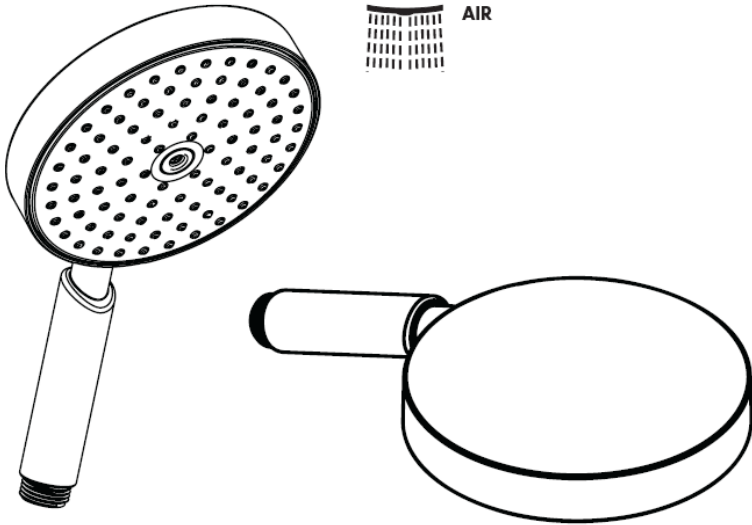
hansgrohe

Οδηγία συναρμολόγησης



Raindance S 150 AIR
28505000

hansgrohe



Τεχνικά Χαρακτηριστικά

Λειτουργία πίεσης: max. 0,6 MPa

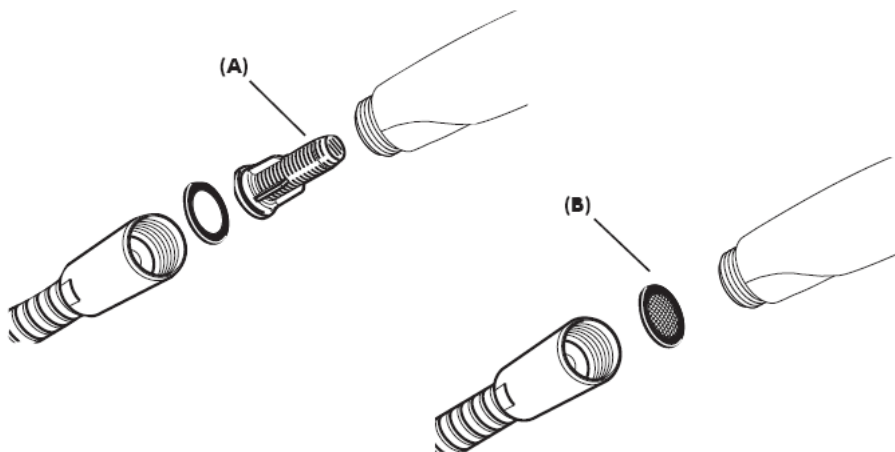
Συνιστώμενη λειτουργία πίεσης: 0,1 – 0,4

MPa

Θερμοκρασία ζεστού νερού: max. 60° C

(1 MPa = 10 bar = 147 PSI)

Η συνοδευτική προσθήκη φίλτρου (A) πρέπει να εγκατασταθεί, προκειμένου να διασφαλίσει την κανονική ροή του καταιονιστήρα χειρός και να αποτρέψει την είσοδο ρύπων από το δίκτυο ύδρευσης. Εάν είναι επιθυμητή μία μεγαλύτερη ροή νερού, θα πρέπει, στη θέση της προσθήκης φίλτρου (A) να τοποθετηθεί το στεγανοποιητικό παρέμβυσμα (B). Η είσοδος ρύπων μπορεί να επηρεάσει δυσμενώς τη λειτουργία ή/και να προκαλέσει βλάβες στα λειτουργικά σημεία του καταιονιστήρα χειρός, για τις οποίες ζημιές δεν αναλαμβάνει καμία ευθύνη η εταιρεία Hansgrohe.

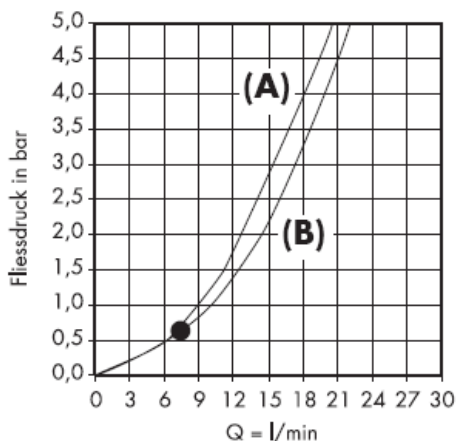


Με προσθήκη φίλτρου (A)

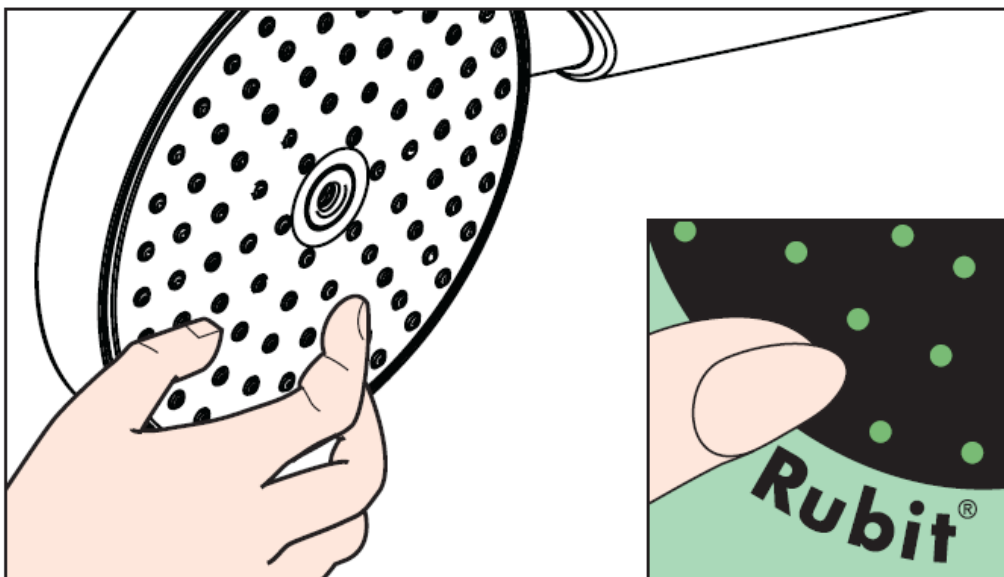
Με στεγανοποιητικό φίλτρο (B)

Αυτή η λειτουργία διασφαλίζεται από το σημείο κι έπειτα

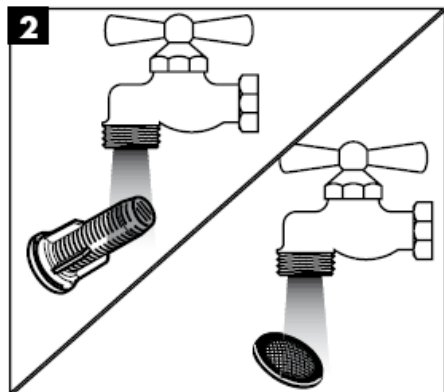
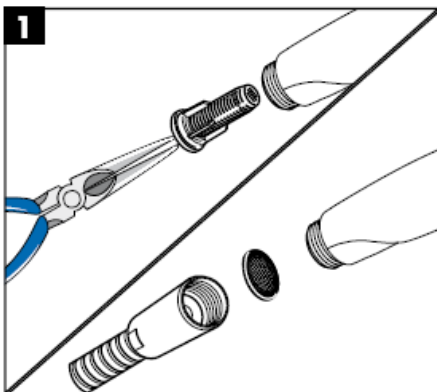
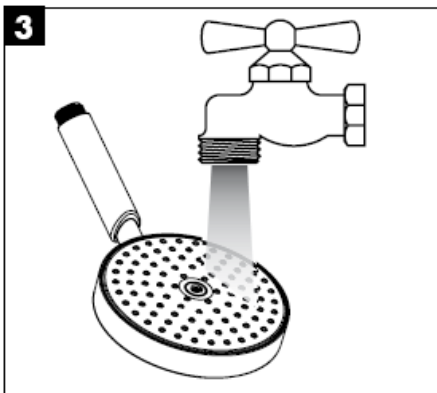
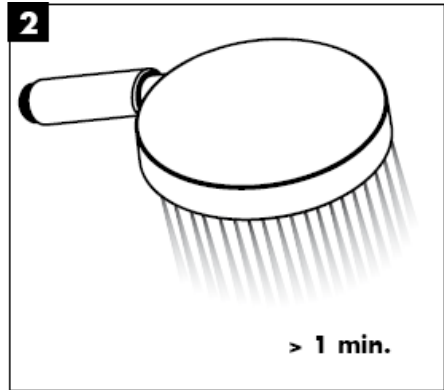
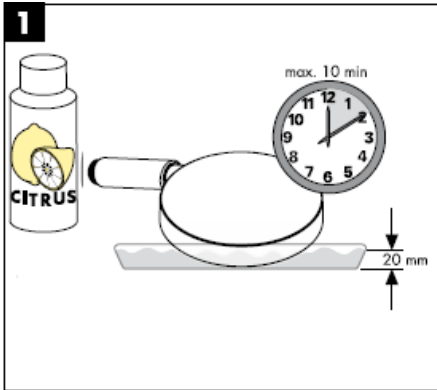
Ο καταιονιστήρας χειρός είναι κατάλληλος για χρήση με ταχυθερμοσίφωνες, από μία απόδοση 21 kW και μία ελάχιστη ροή των 7L/min και άνω.



Με Rubit®, τη λειτουργία καθαρισμού με το χέρι, μπορούν να απομακρυνθούν με απλό τρίψιμο τα άλατα από τα κανάλια του καταιονιστήρα.

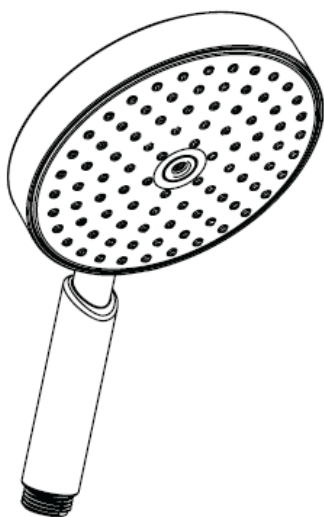


Καθαρισμός



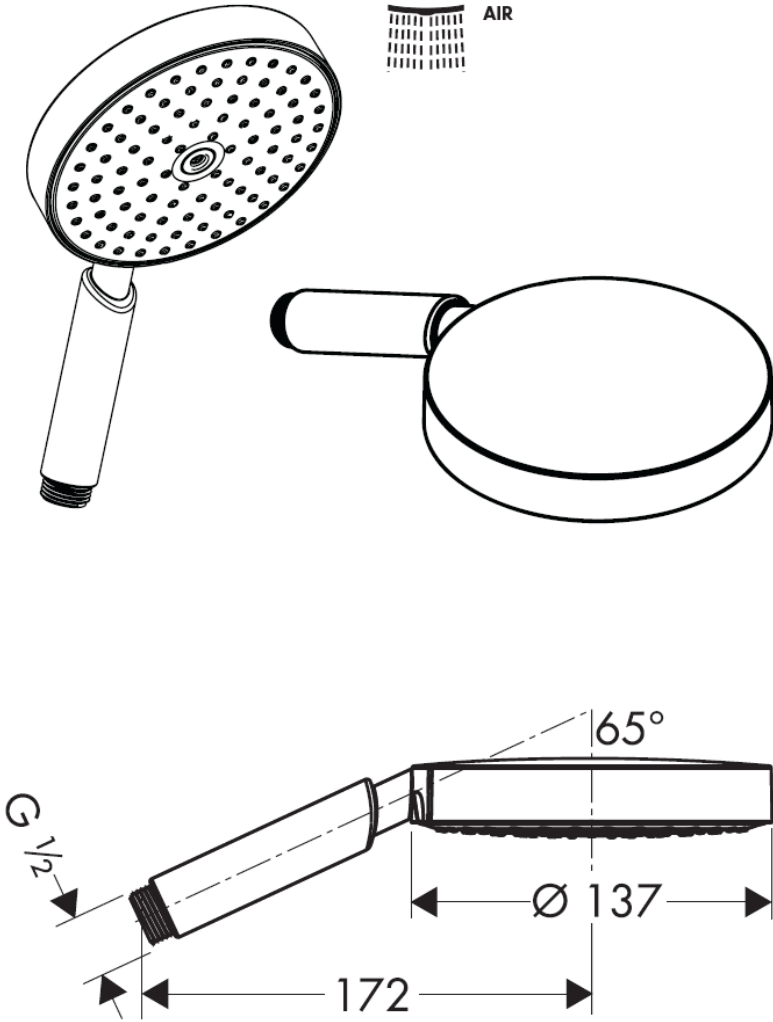
hansgrohe

تعليمات التجميع



Raindance S 150 AIR
28505000

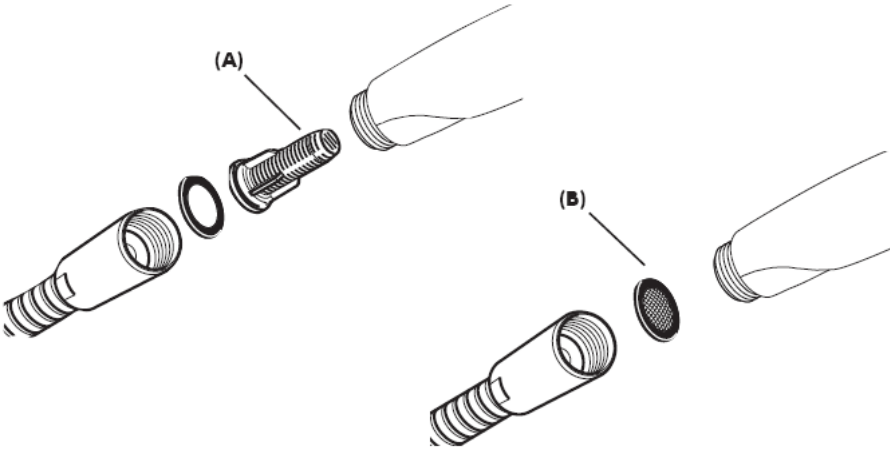
hansgrohe



المواصفات الفنية

max. 0,6 MPa ضغط التشغيل:
0,1 – 0,4 MPa ضغط التشغيل الموصى به:
max. 60° C درجة حرارة الماء الساخن:
(10 بار = MPa = 147 PSI 1)

يجب استخدام وليجة المرشح (A) لضمان الحصول على معدل التدفق القياسي وحماية الدش اليدوي من الأوساخ التي تحملها شبكة المواسير. هل تريد الحصول على معدل تدفق أعلى؟ إذن يجب أن تستخدم حشوية المرشح (B) بدلاً من وليجة المرشح (A). حيث تؤدي الأوساخ الواردة إلى حدوث أعطال أو / وقد تتسبب في تلف أجزاء من من الدش اليدوي، ومثل هذه الأعطال تلغي كافة المطالبات الخاصة بالمسؤولية أو الضمان.

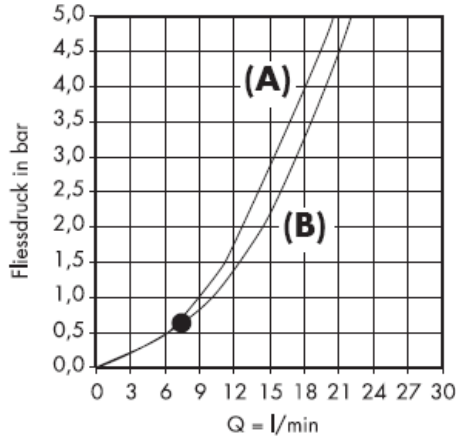


(A) بوليصة المرشح

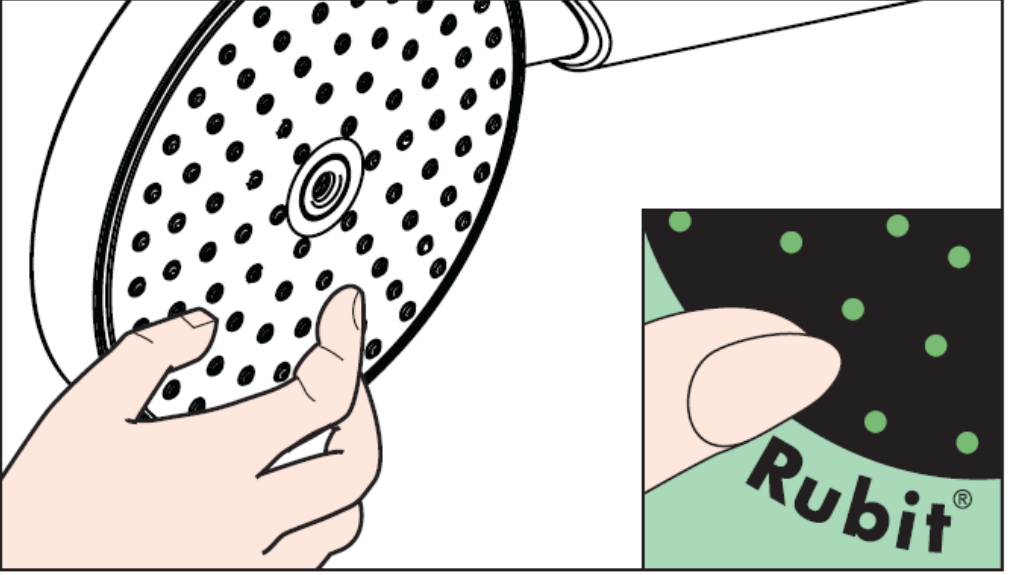
مع أجزاء المرشح (B)

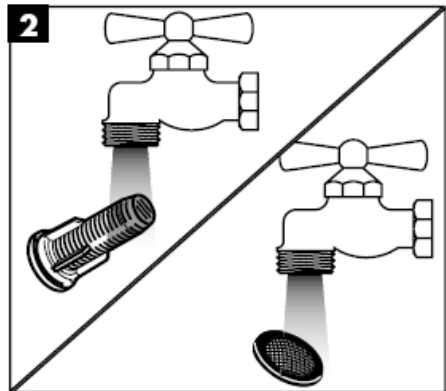
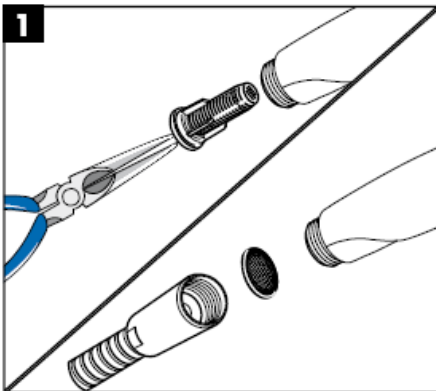
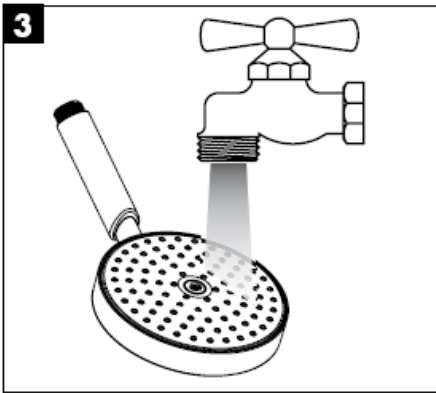
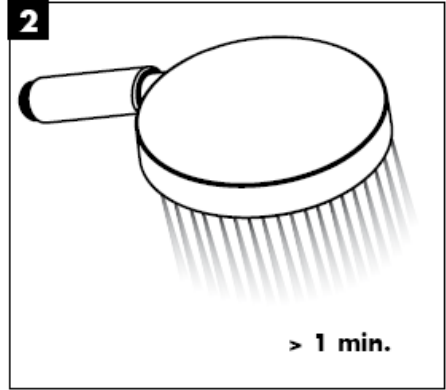
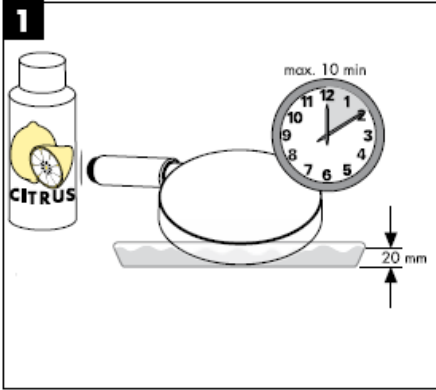
من • الوظيفة مضمونة.

يصلح الدش اليدوي للاستخدام مع سخانات المياه ذات التدفق المستمر التي يبلغ خرج الحرارة منها 21 كيلو وات وحد أدنى من التدفق المار بها يبلغ 7 لتر / الدقيقة.



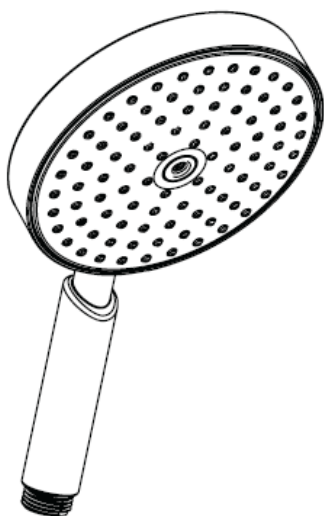
لا تحتاج وظيفة تنظيف سوى قدر بسيط من الفرك باليد لإزالة القشور الجيرية من قنوات الرشاش.





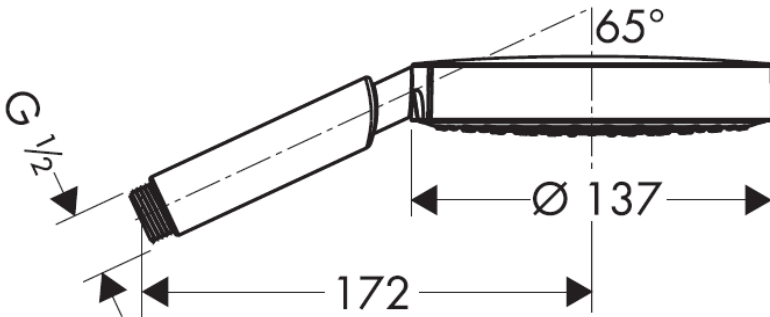
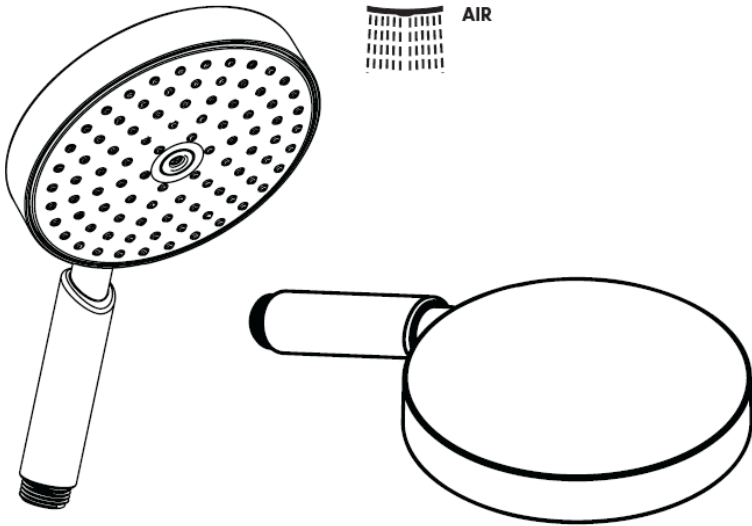
hansgrohe

Navodila za montažo



Raindance S 150 AIR
28505000

hansgrohe



Tehnični podatki

Delovni tlak: max. 0,6 MPa

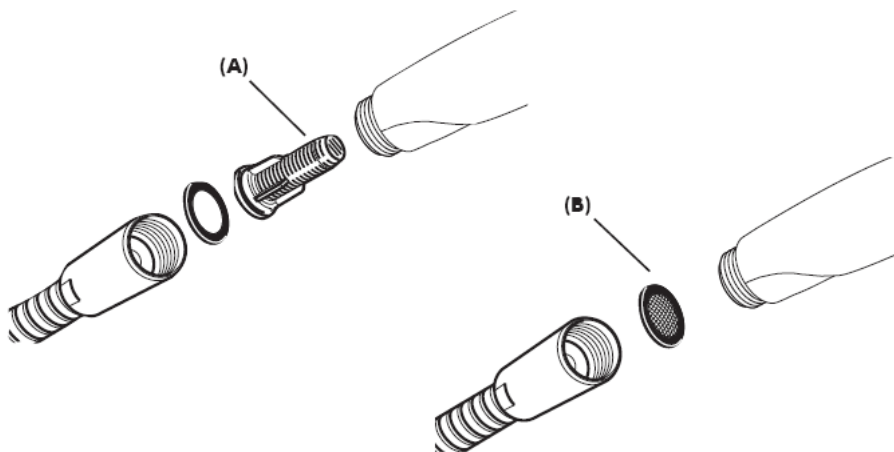
Priporočni delovni tlak: 0,1 – 0,4 MPa

Température max. d'eau chaude: max. 60°

C

(1 MPa = 10 bar = 147 PSI)

Priloženi filtrirni vložek (A) je potrebno vgraditi, da zagotovimo standardni pretok in zaščitimo ročno prho pred umazanijo iz vodovodne napeljave. Če želite večji pretok vode, je namesto filtrirnega vložka (A) potrebno vstaviti filtrirno mrežico (B). Umazanija lahko okvari ali poškoduje dele ročne prhe. Za tako nastalo škodo Hansgrohe ne odgovarja.

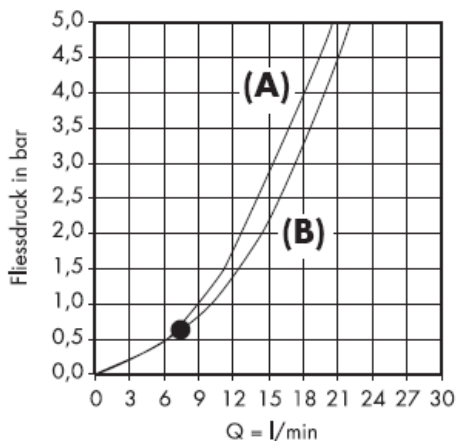


S filtrirnim vložkom (A)

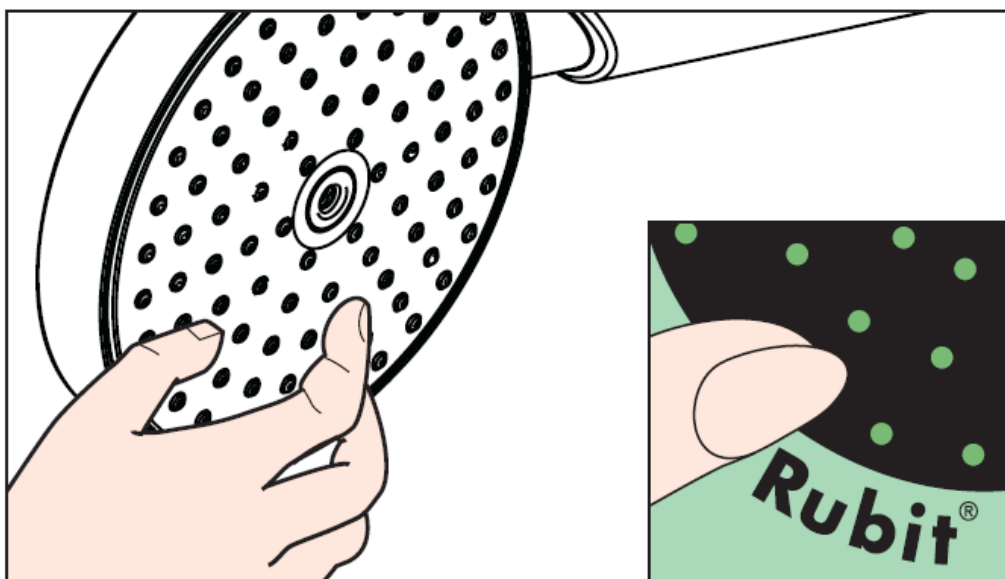
S filtrirno mrežico (B)

Od • je delovanje zagotovljeno.

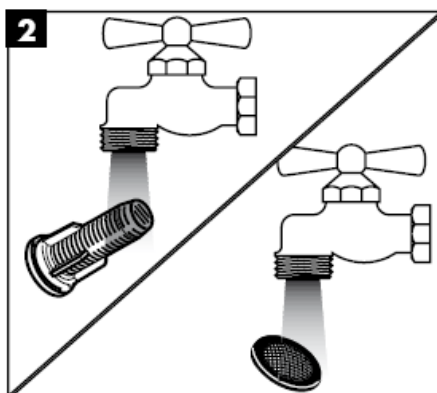
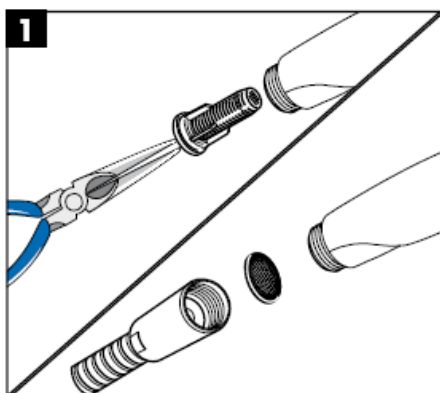
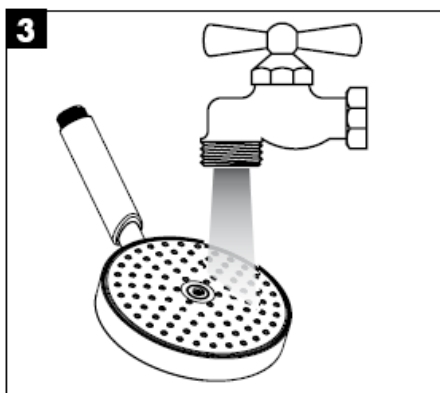
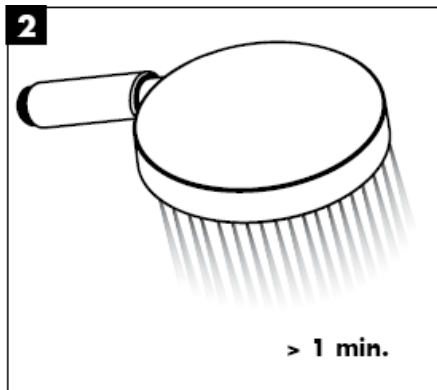
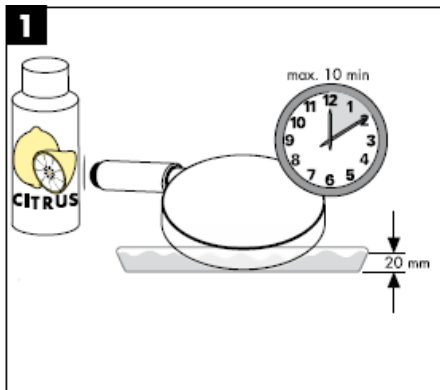
Ročna prha je primerna za uporabo s pretočnimi grelniki zmogljivosti nad 21 kW in minimalnim pretokom 7 l/min.



Z Rubit®, ročno čistilno funkcijo, lahko s šob
očistimo vodni kamen tako, da šobe enostavno
podrgnemo.

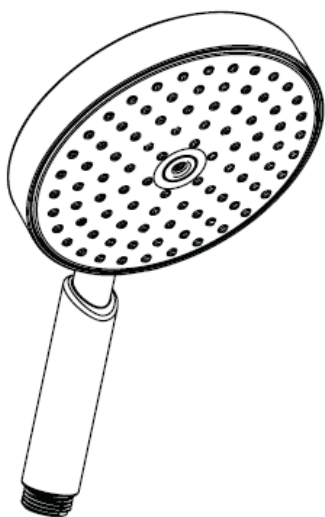


Čiščenje



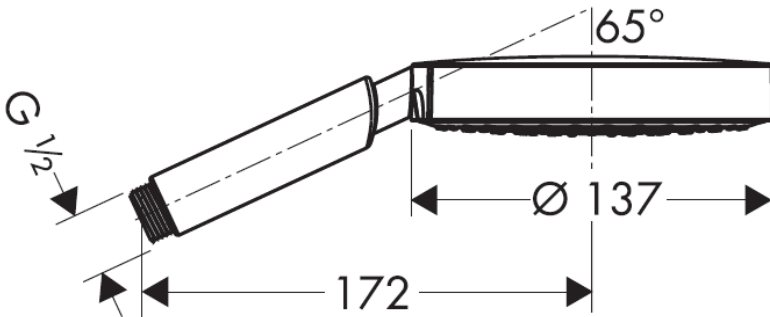
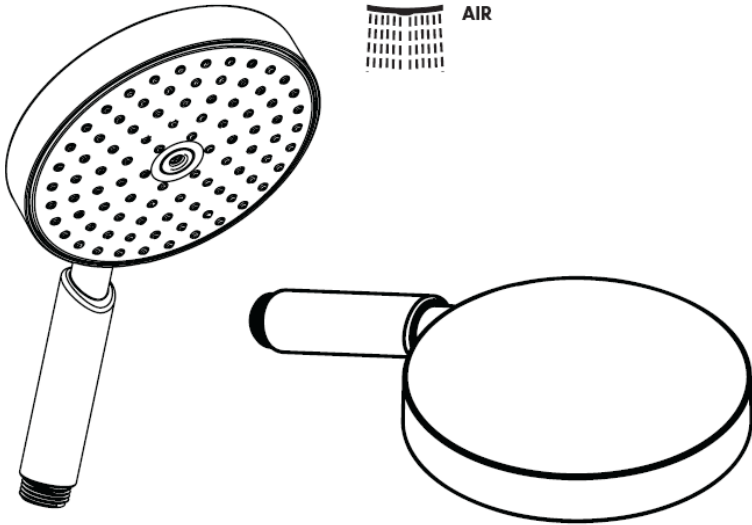
hansgrohe

Paigaldusjuhend



Raindance S 150 AIR
28505000

hansgrohe



Tehnilised andmed

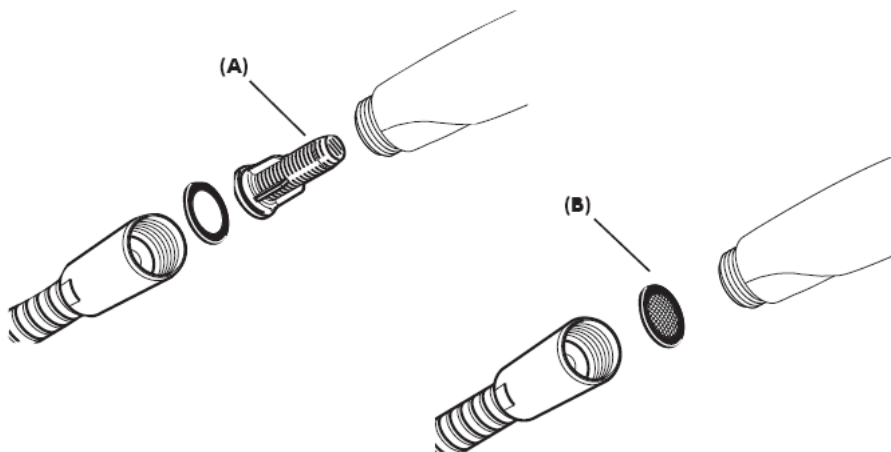
Töörõhk max. 0,6 MPa

Soovitatav töörõhk: 0,1 – 0,4 MPa

Kuuma vee temperatuur: max. 60° C

(1 MPa = 10 baari = 147 PSI)

Käsiduši standardse läbivoolu puhul peab veevärgist tuleva mustuse vastu paigaldama kaasoleva filtri A. Kui soovite suuremat läbivoolu, peab selle asemel kasutama filtrit B. Filtri A või B mitteaigaldamisel käsiduši võib sissetulev mustus funktsioneerimist kahjustada ja/või rikkuda käsiduši detaile. Sellest tulenevate kahjude eest Hansgrohe ei vastuta.

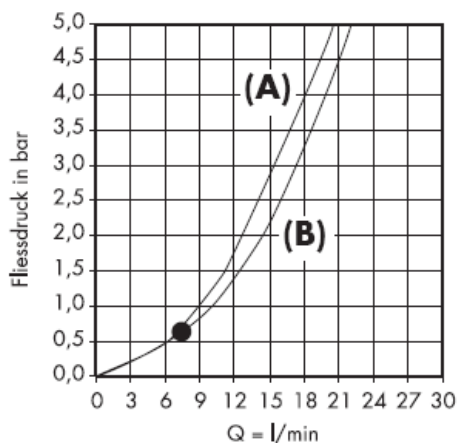


Filtriga (A)

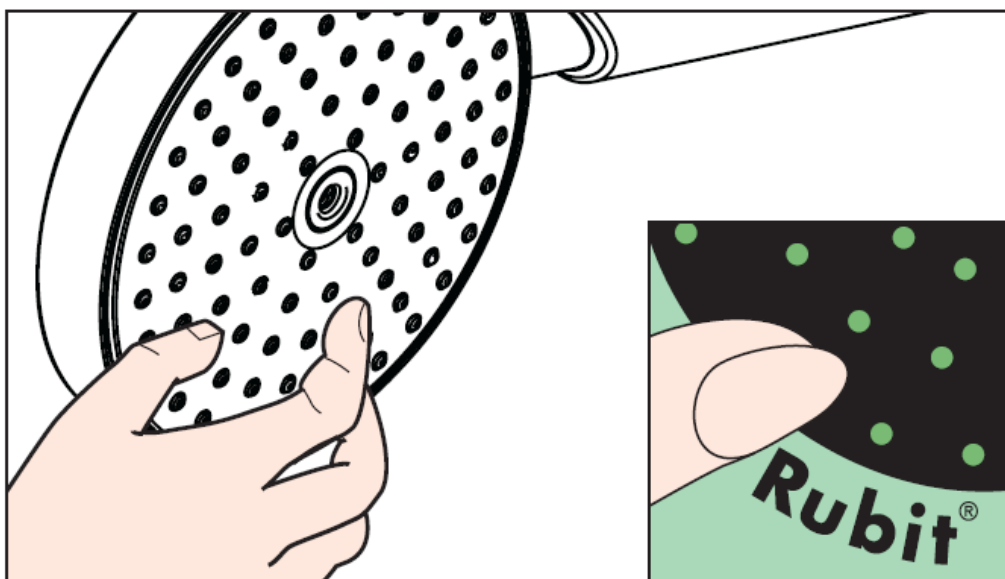
Sõeltihendiga B

Alates • on funktsioneerimine garanteeritud

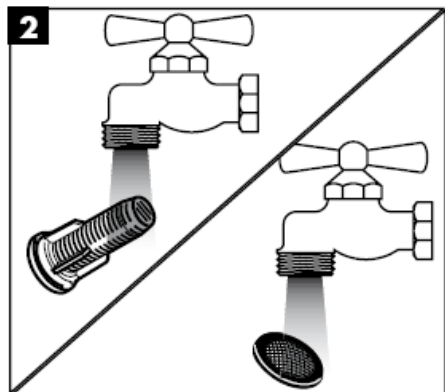
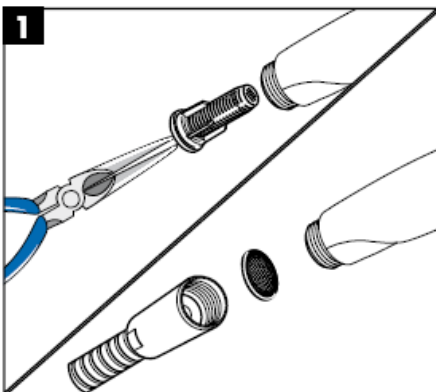
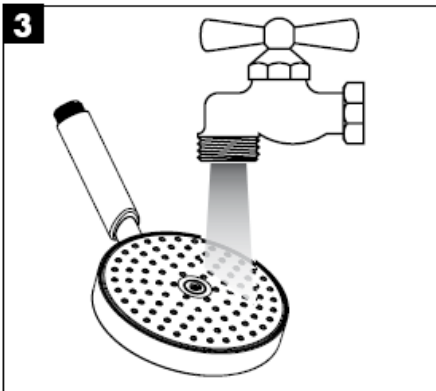
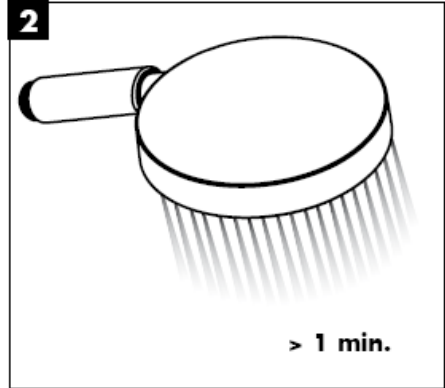
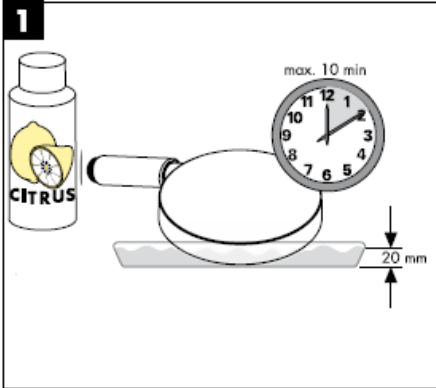
Käsiduši sobib kasutada boiler, mille võimsus on alates 21 kW ning minimaalne läbivool 7 l/min.



Käsitsi puhastamise funktsiooni Rubit® puhul on vajalik vaid kerge ülehõõrumine, eemaldamaks dušikanalitest katlakivi.

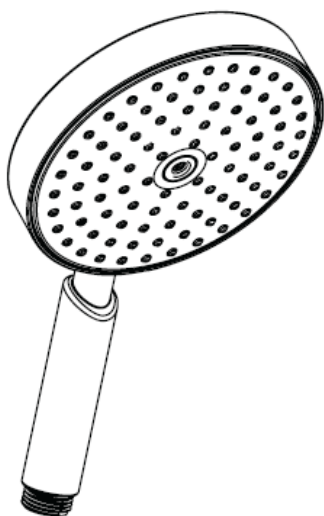


Puhastamine



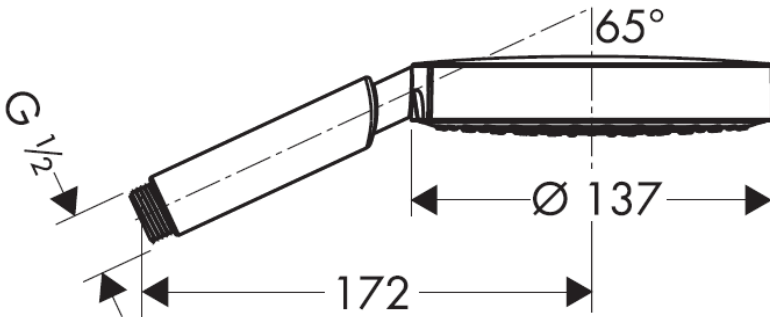
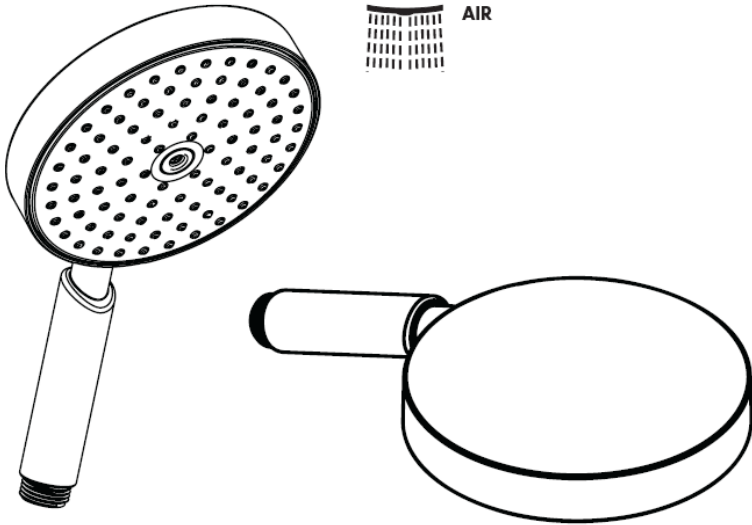
hansgrohe

Montāžas instrukcija



Raindance S 150 AIR
28505000

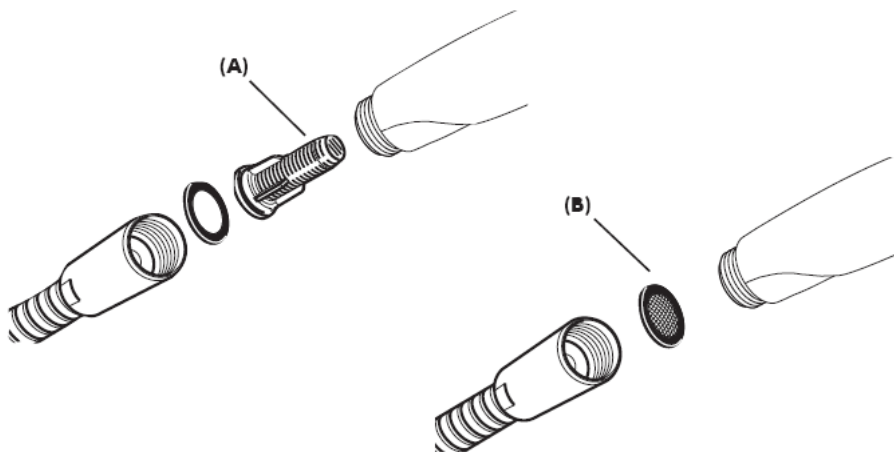
hansgrohe



Tehniskie dati

Darba spiediens: max. 0,6 MPa
Ieteicamais darba spiediens: 0,1 – 0,4 MPa
Karstā ūdens temperatūra: max. 60° C
(1 MPa = 10 bar = 147 PSI)

Lai nodrošinātu rokas dušas normālu ūdens caurplūdi un izvairītos no netīrumu ieskalosanas no ūdensvada, jāiemontē komplektā esošais filtrs (A). Ja ir nepieciešamība pēc lielākas ūdens caurplūdes, tad filtra (A) vietā jāizmanto sietiņš (B). Ieskalotie netīrumi var traucēt dušas funkciju un / vai arī izraisīt rokas dušas funkciju bojājumus, par kuriem Hansgrohe neņes atbildību.

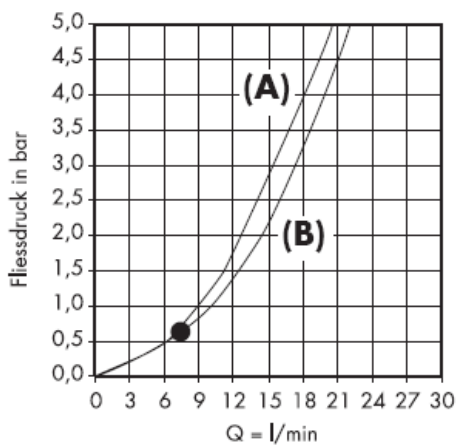


Ar filtra ieliktni (A)

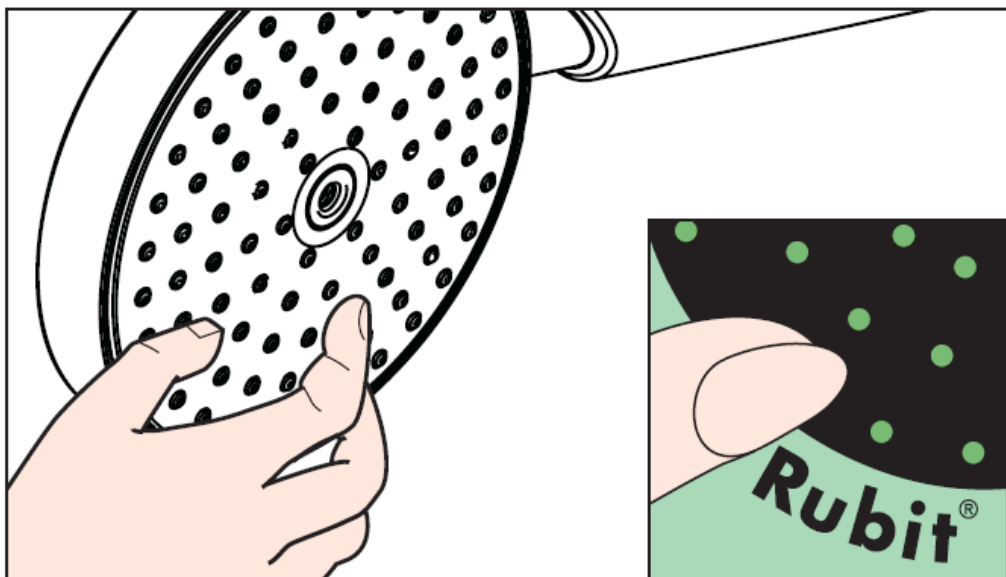
Ar filtra blīvējumu (B)

No • funkcija nodrošināta

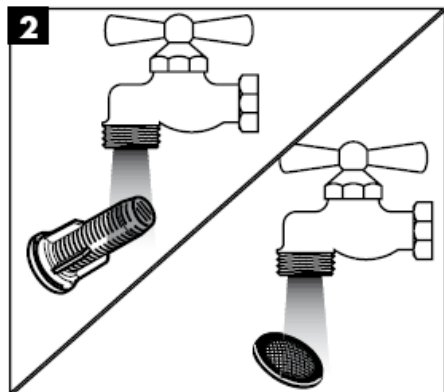
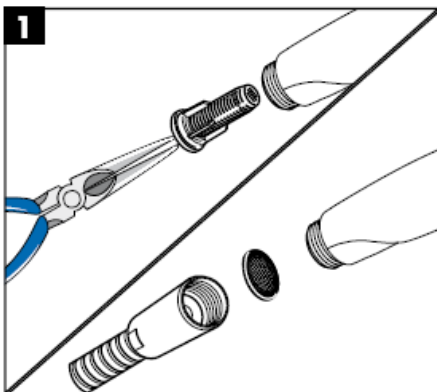
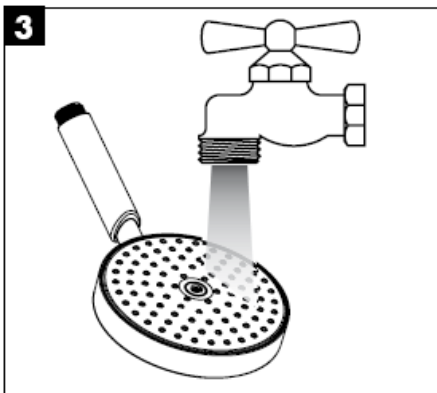
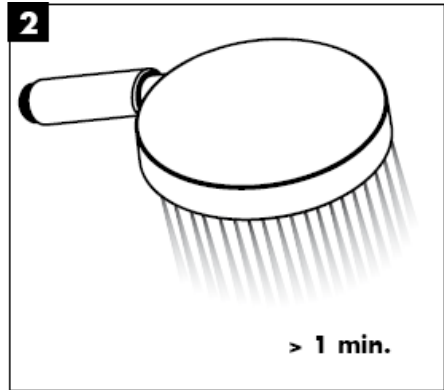
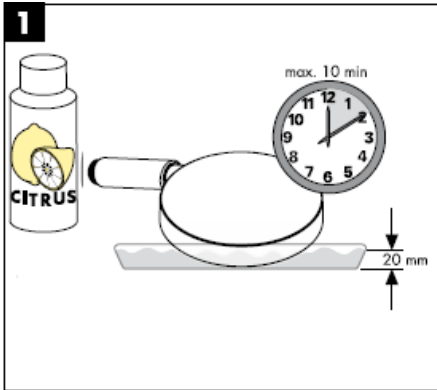
Rokas duša ir piemērota caurteces sildītājam, kura jauda ir 21 kW un minimālā caurtece 7 l/min.



Rubit® attīrīšanas funkcija - strūklas kanāliņi
vienkāršas manuālas berzes rezultātā tiek
attīrīti no kaļķa.

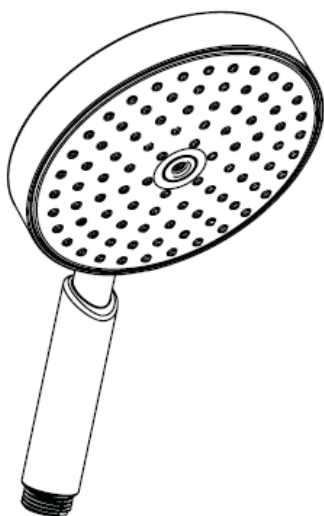


Tīrīšana



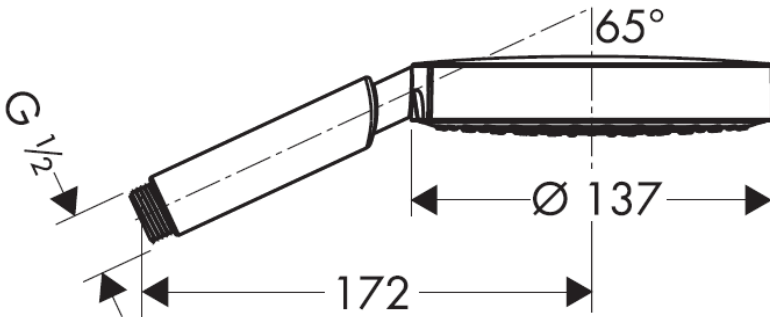
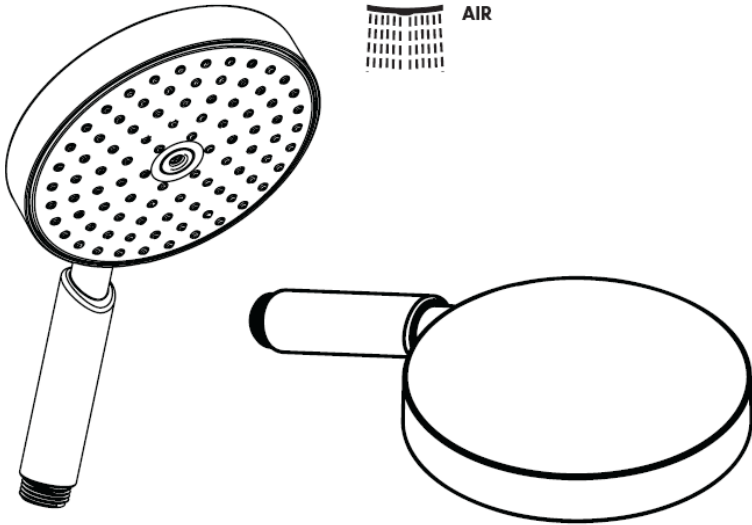
hansgrohe

Uputstvo za montažu



Raindance S 150 AIR
28505000

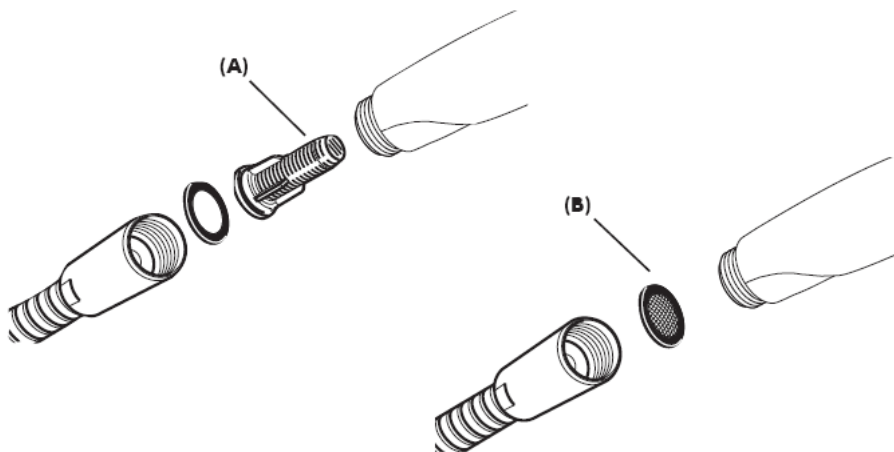
hansgrohe



Tehnički podaci

Radni pritisak: max. 0,6 MPa
Preporučeni radni pritisak: 0,1 – 0,4 MPa
Temperatura vruće vode: max. 60° C
(1 MPa = 10 bar = 147 PSI)

Isporučeni umetak filtra (A) se mora ugraditi kako bi se regulisao protok vode i smanjio prolazak prljavštine iz vodovoda. Ako želite jači protok vode, umesto filtra (A) ugradite mrežastu zaptivku (B). Za eventualna oštećenja ili lošije funkcionisanje ručnog tuša uzrokovano prljavštinom, proizvođač Hansgrohe nije odgovoran.

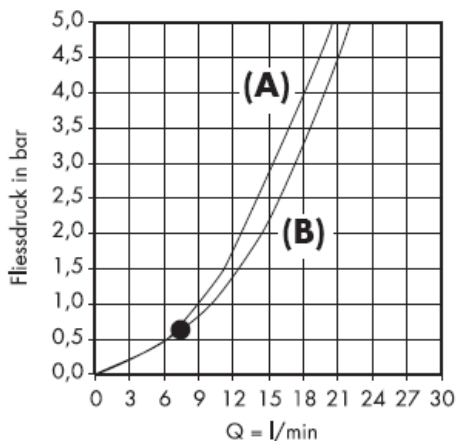


S filterom (A)

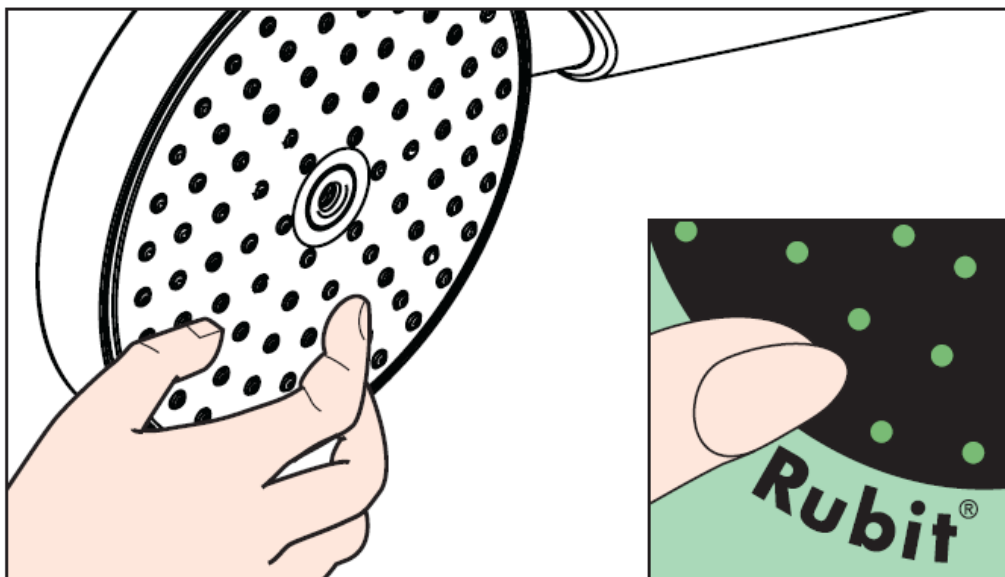
S mrežastom zaptivkom (B)

Od • je funkcija zagarantovana.

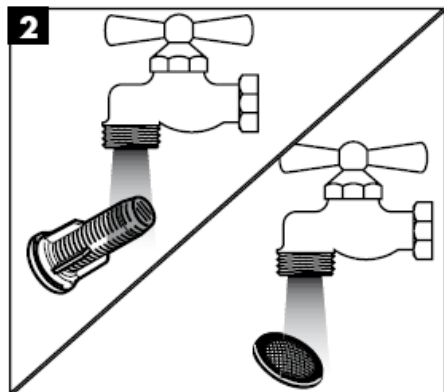
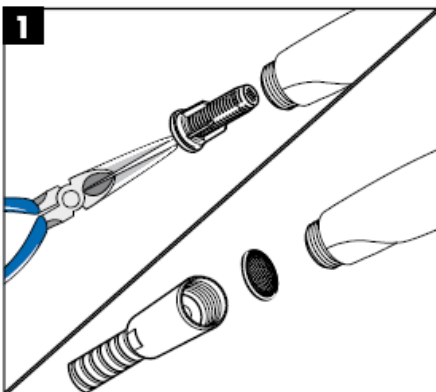
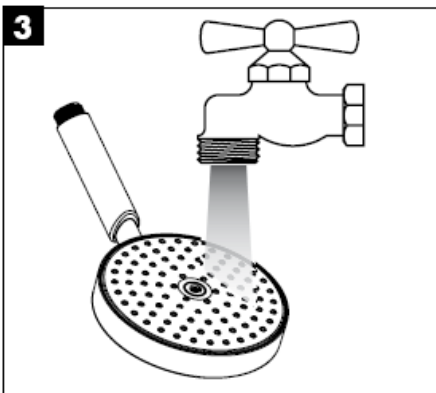
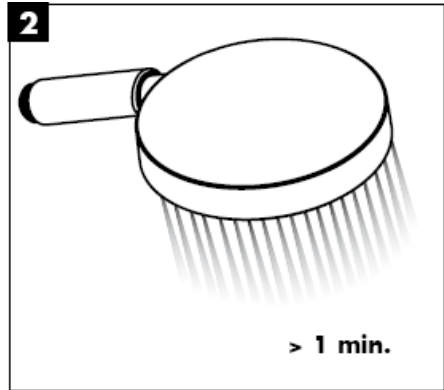
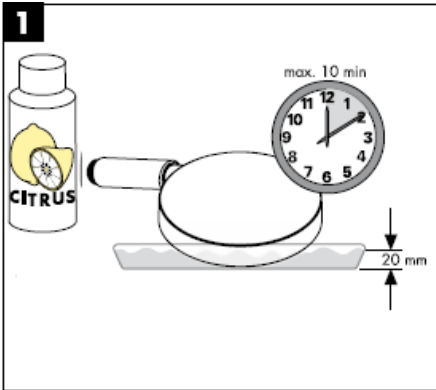
Ručni tuš možete koristiti uz protočni bojler snage od 21 kW ili veće, te uz minimalni protok od 7 l/min.



Rubit® - ručni sistem za čiščenje omogočuje odstranjanje kamenca s rupica uobličavača mlaza, jednostavnim trljanjem.

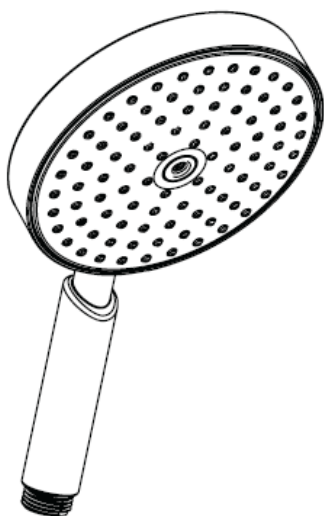


Čišćenje



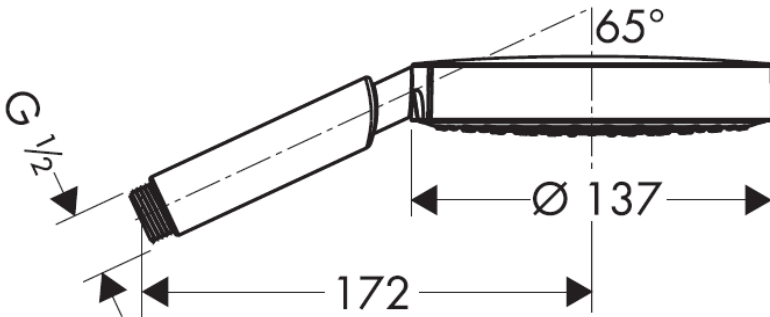
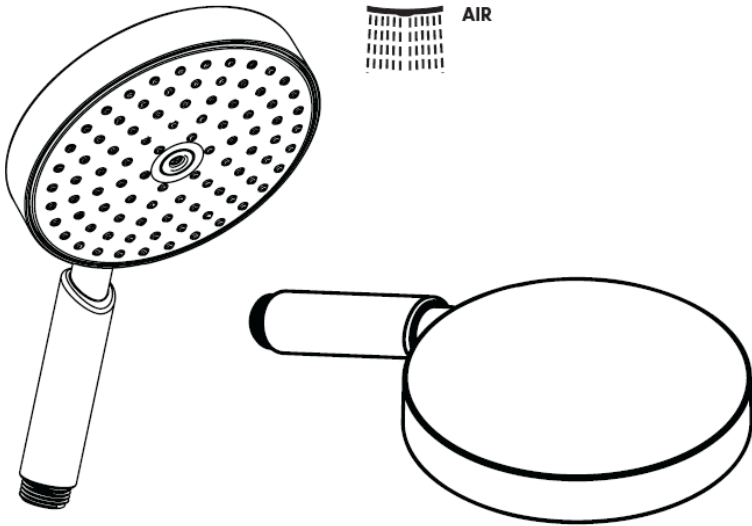
hansgrohe

Montasjeveiledning



Raindance S 150 AIR
28505000

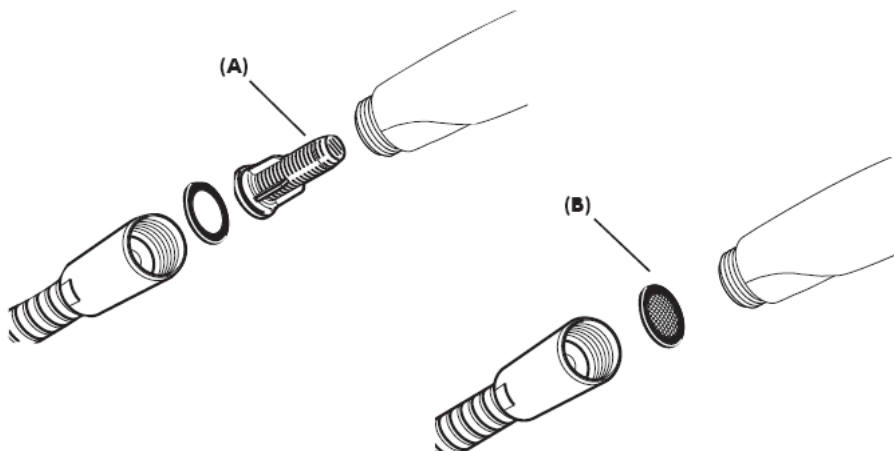
hansgrohe



Tekniske data

Driftstrykk max. 0,6 MPa
Anbefalt driftstrykk: 0,1 – 0,4 MPa
Varmtvannstemperatur max. 60° C
(1 Mpa = 10 bar = 147 PSI)

Det medleverte filter-elementet skal bygges inn, for å garantere hånddusjens standard-gjennomstrømning og for å forhindre at smuss spyles inn fra ledningsnettet. Ønsker man en større vanngjennomstrømning skal det monteres en silpakning (B) isteden for filterelementet (A). Innspyling av smuss kan påvirke funksjonen negativt og/eller medføre skader på hånddusjens funksjonsdeler. Hansgrohe påtar seg inget ansvar for skader som resulteres av dette.

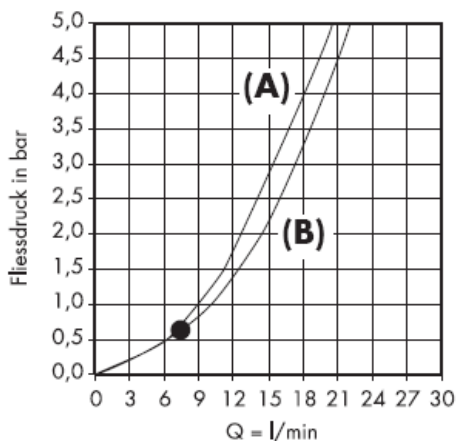


Med filterinnsats (A)

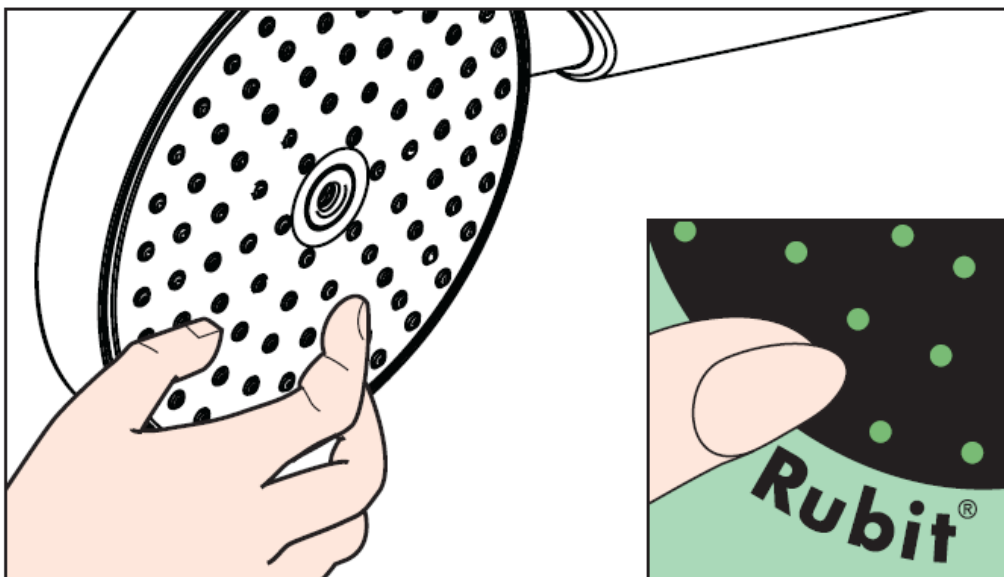
Med silpakning (B)

F.o.m. • er funksjonen garantert

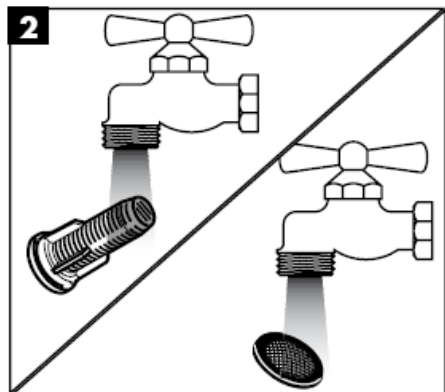
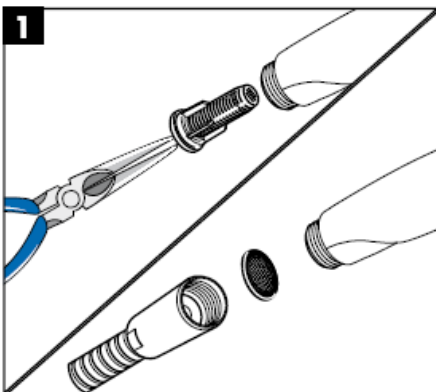
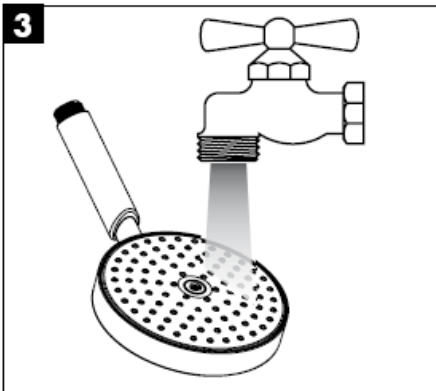
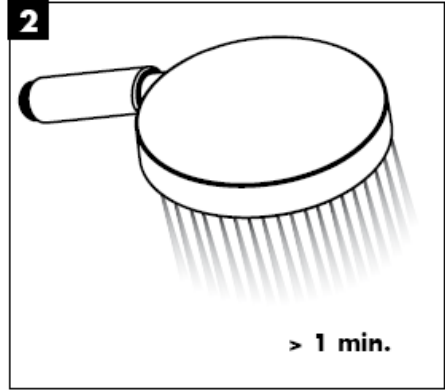
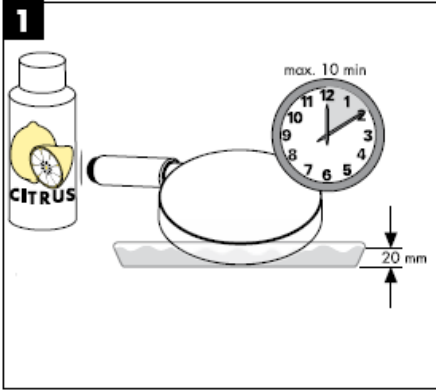
Hånddusjen egner seg for bruk sammen med en gjennomstrømningsovner fra og med en ytelse på 21 kW og en minimum gjennomstrømning på 7l/min.



Ved hjelp av Rubit®, en manuell rengjøringsfunksjon, kan man fjerne kalk fra stråleformere ved enkel gnikking.

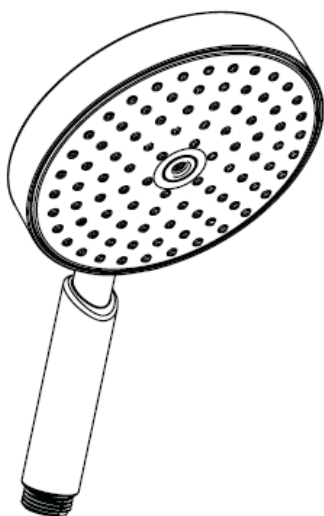


Rengjøring



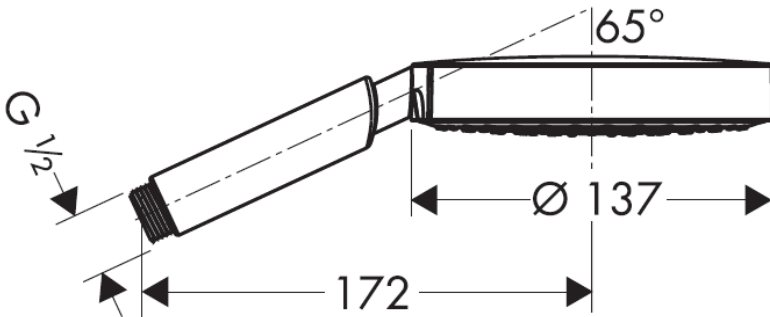
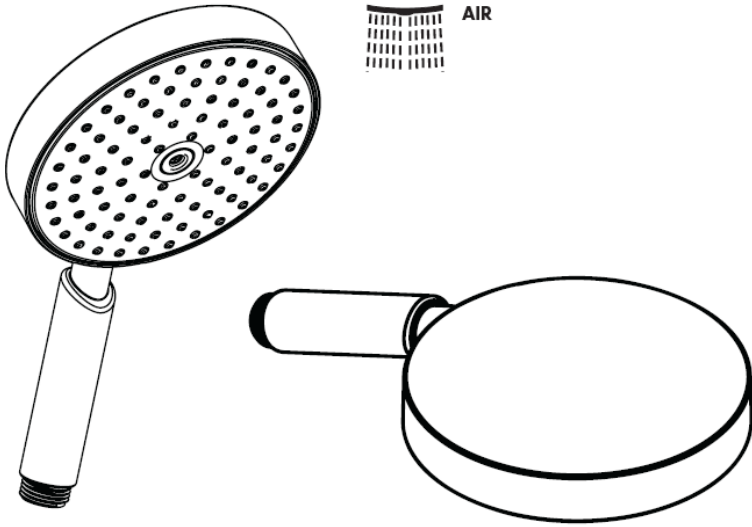
hansgrohe

РЪКОВОДСТВО ЗА МОНТАЖ



Raindance S 150 AIR
28505000

hansgrohe



Технически данни

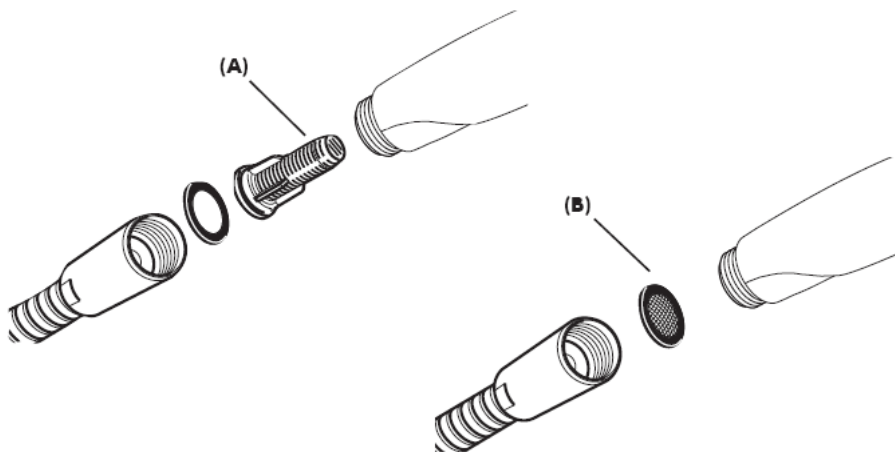
Работно налягане: max. 0,6 МПа

Препоръчително работно налягане: 0,1 – 0,4 МПа

Температура на горещата вода: max. 60° С

(1 МПа = 10 bar = 147 PSI)

Опакованата към него филтърна вложка (А) трябва да се монтира, за да се осигури нормалния поток към ръчния разпръсквател и да се избегне натрупване на замърсявания от водопроводната мрежа. Ако желаете по-силно протичане на вода, вместо филтърната вложка (А) поставете уплътнението с цедка (В). Натрупването на замърсявания може да наруши функцията и/или да доведе до увреждания на функционалните части на ръчния разпръсквател, Hansgrohe не носи отговорност за получените се по този начин щети.

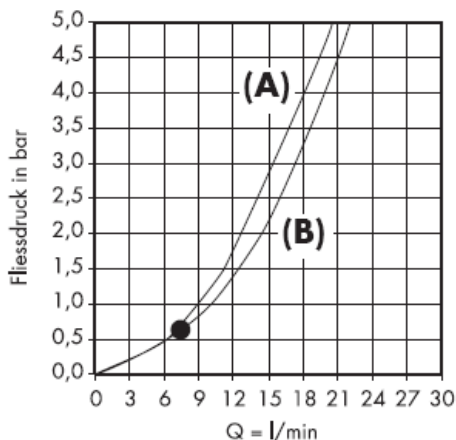


С филтърна вложка (А)

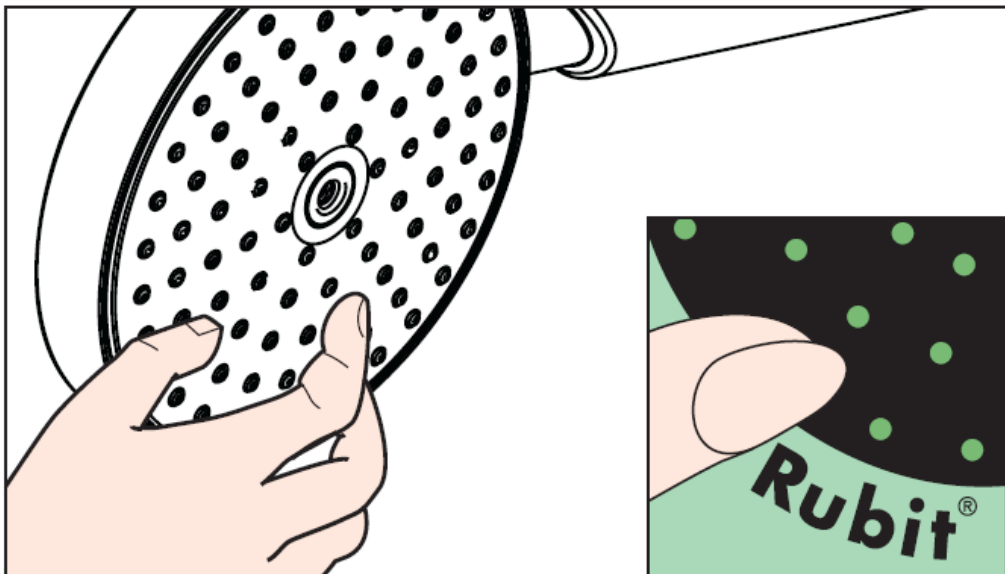
С уплътнение с цедка (В)

От • функцията е гарантирана.

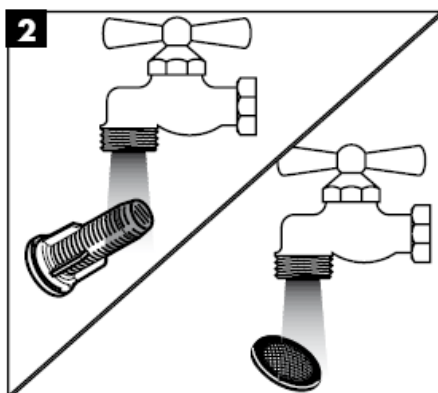
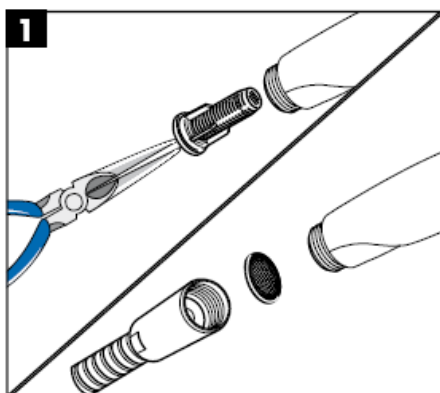
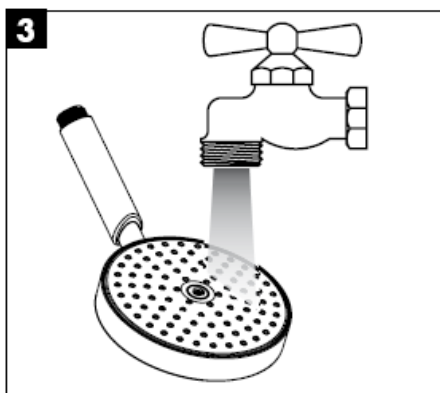
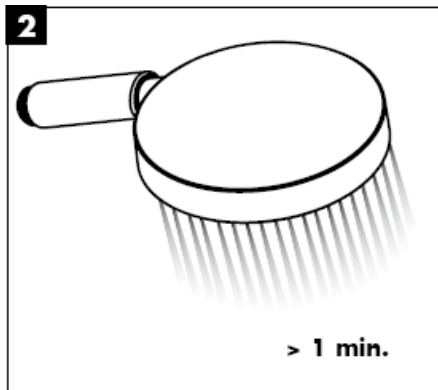
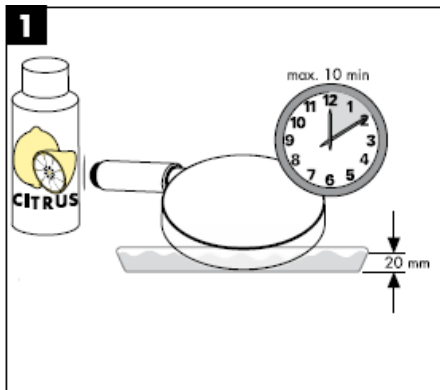
Ръчният разпръсквател е подходящ за използване с проточни нагреватели с мощност от 21 kW нагоре и минимален поток от 7 л/мин.



С Rubit®, ръчната функция за почистване, приспособленията за почистване на струята могат да се почистват от варовика с просто разтъркване.

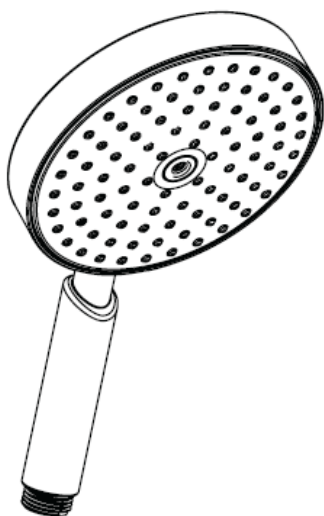


Почистване



hansgrohe

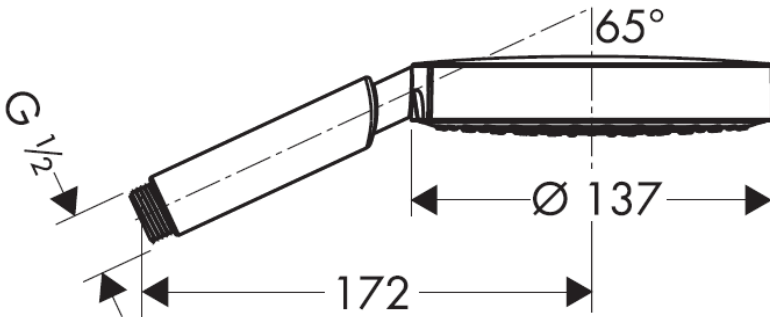
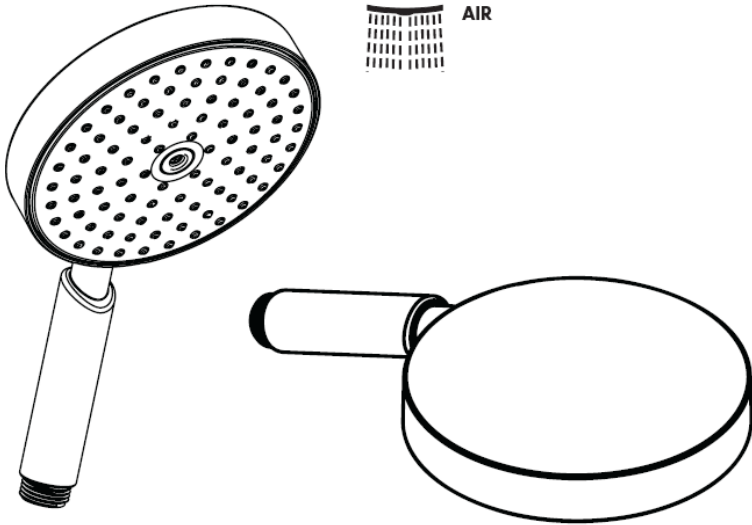
Udhëzime rreth montimit



Raindance S 150 AIR
28505000

hansgrohe

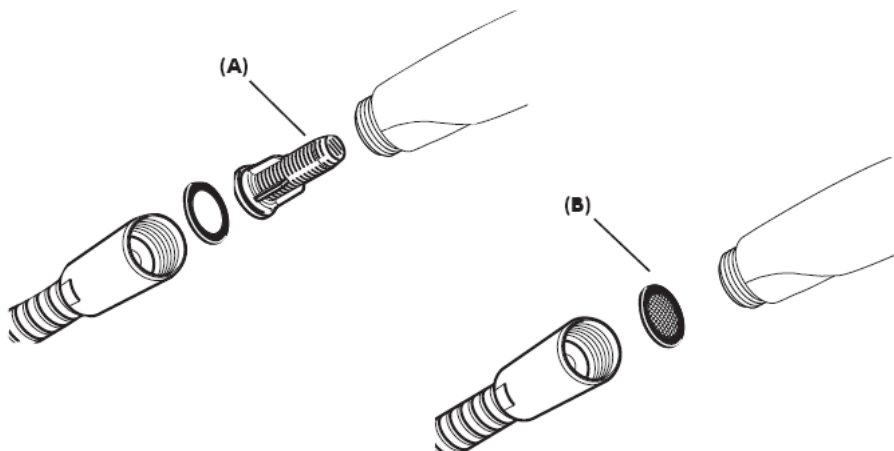
Shqib



Të dhëna teknike

Presioni gjatë punës max. 0,6 MPa
Presioni i rekomanduar: 0,1 – 0,4 MPa
Temperatura e ujit të ngrohtë max. 60° C
(1 MPa = 10 bar = 147 PSI)

Filtri i bashkëngjitur (A) duhet montuar për të garantuar rrjedhjen sipas normave të ujit nga spërkatësja si dhe për të evituar thithjen e ndotjeve nga tubacionet e ujësjellësit. Nëse dëshironi më shumë vëllim uji, atëherë në vend të filtrit (A) duhet të përdorni sitën (B). Ndotjet mund të dëmtojnë pjesë funksionale të spërkatëses. Hansgrohe nuk merr përgjegjësinë për dëmet e shkaktuara në këtë mënyrë.

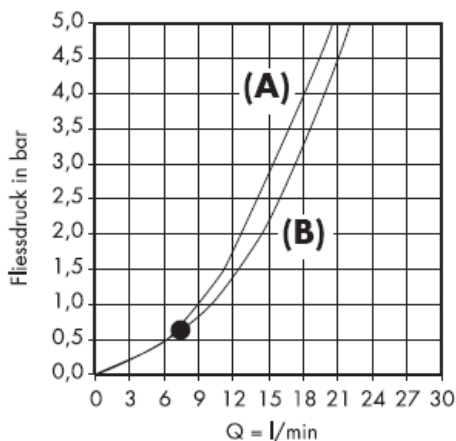


Me përdorim të filtrit (A)

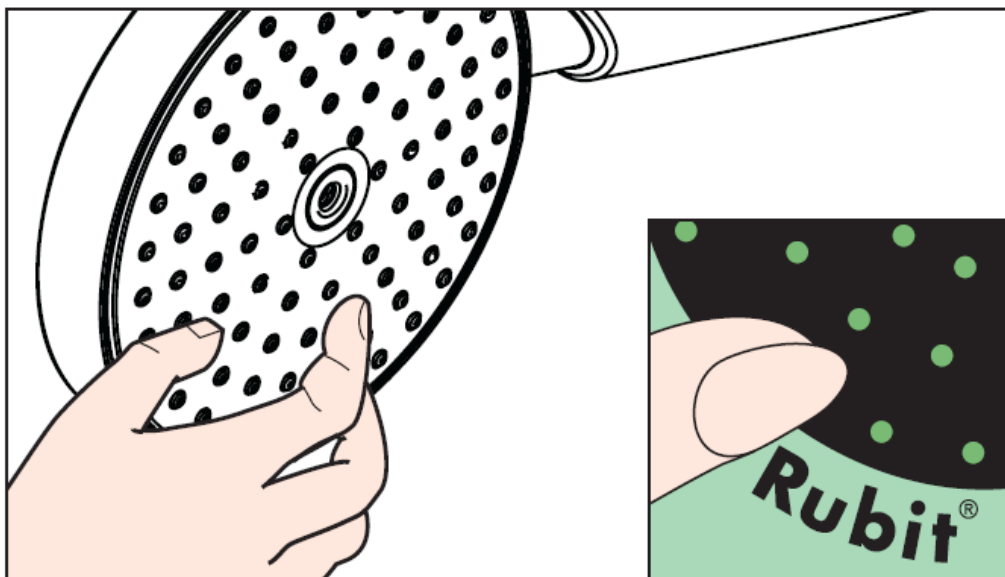
Me izolues të sitës (B)

Nga • është i mundur funksioni.

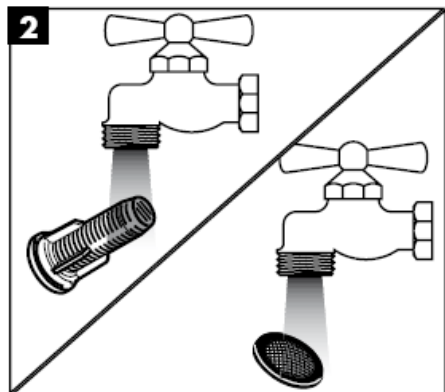
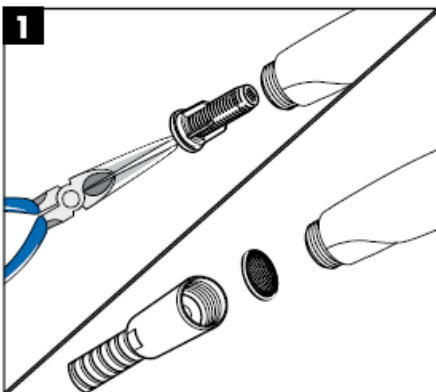
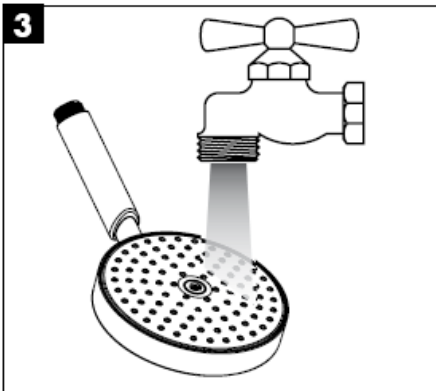
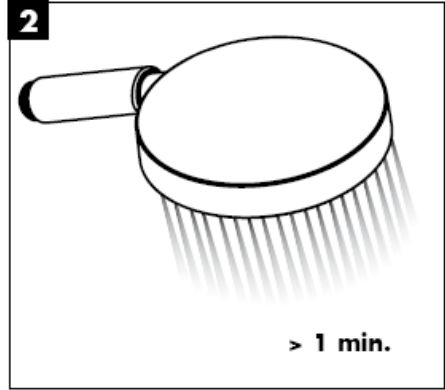
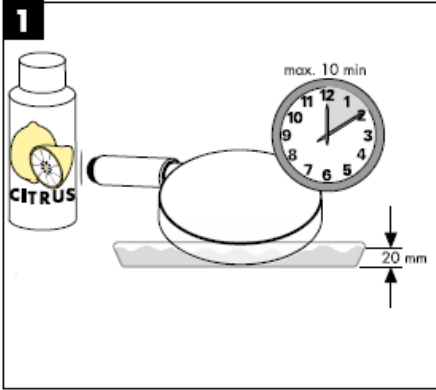
Spërkatësja mund të përdoret në kombinim me ngrohës elektrikë të ujit me kapacitet 21 kW e sipër dhe një rrjedhje minimale prej 7 l/min.



Me Rubit®, funksionin manual të pastrimit mund të hiqet kalku me fërkim të thjeshtë nga formuesit e currilit.



Pastrimi



hansgrohe

